

Anti-vaccine movement activists on social media

Lauš, Antonija

Supplement / Prilog

Publication year / Godina izdavanja: **2020**

Permanent link / Trajna poveznica: <https://urn.nsk.hr/urn:nbn:hr:122:976387>

Rights / Prava: [In copyright](#)/[Zaštićeno autorskim pravom.](#)

Download date / Datum preuzimanja: **2025-03-13**



Repository / Repozitorij:

[University North Digital Repository](#)

ANTI-VACCINE
MOVEMENT
ACTIVISTS ON
SOCIAL MEDIA

by Samantha Vanderslott,
Bernadeta Dadonaite
and Max Roser

OUR WORLD IN DATA: VACCINATION

This article was first published in July 2015;
last revised in December 2019.

We thank Stephanie Shendale, Sarah
Loving, Anita Milicic, and Andy Pollard
for helpful comments and suggestions on
earlier draft versions of this entry.

SUMMARY

Since the invention of the smallpox vaccine, vaccines have greatly reduced the prevalence of diseases everywhere in the world. This research article explains which vaccines are available and where they are, what their impact on global health is, and how the world can make more progress against early death and disease with the help of vaccines.

Vaccination coverage has improved greatly over the past decades, but globally 13.5 million children were not vaccinated in 2018. Vaccines are one of the most successful and cost-effective ways to prevent diseases. Increased vaccine coverage has led to decline of diseases. 9 out of 10 people in the world think that vaccinating children is important. The coverage for many vaccines is still too low and we are missing out on saving many more lives.

TABLE OF CONTENTS

Not every child who should be vaccinated is vaccinated	9
Global vaccine coverage	9
Prosperity and vaccination coverage	11
Vaccines save lives	13
How vaccines work & herd immunity	13
Progress made with vaccination	15
Smallpox and the origin of vaccination	15
Vaccine innovation	16
Progress against vaccine-preventable diseases in the US	17
Global decline in vaccine-preventable diseases	20
Eradication of diseases through vaccination	23
Public support and skepticism	25
People do not know how well we actually do in global vaccination	25
How many people support vaccination across the world?	27
Does vaccine skepticism affect immunization coverage?	32
Vaccine policy	34
What determines if vaccinations are compulsory?	34
Vaccine supply	38

The cost of vaccines	39
Why do vaccine schedules differ?	41
Coverage, Impact, and Potential	43
Diseases preventable through vaccination	43
Diphtheria, Tetanus, and Pertussis vaccine	45
Measles vaccine	47
Rotavirus vaccines	52
Pneumococcal vaccines	56
Hepatitis B vaccine	63
Haemophilus influenzae type b vaccine	64
Polio vaccine	66
Tuberculosis vaccine (BCG)	68
Yellow fever vaccine	71
Definitions and Measurement	75
Data Sources	77
References	79

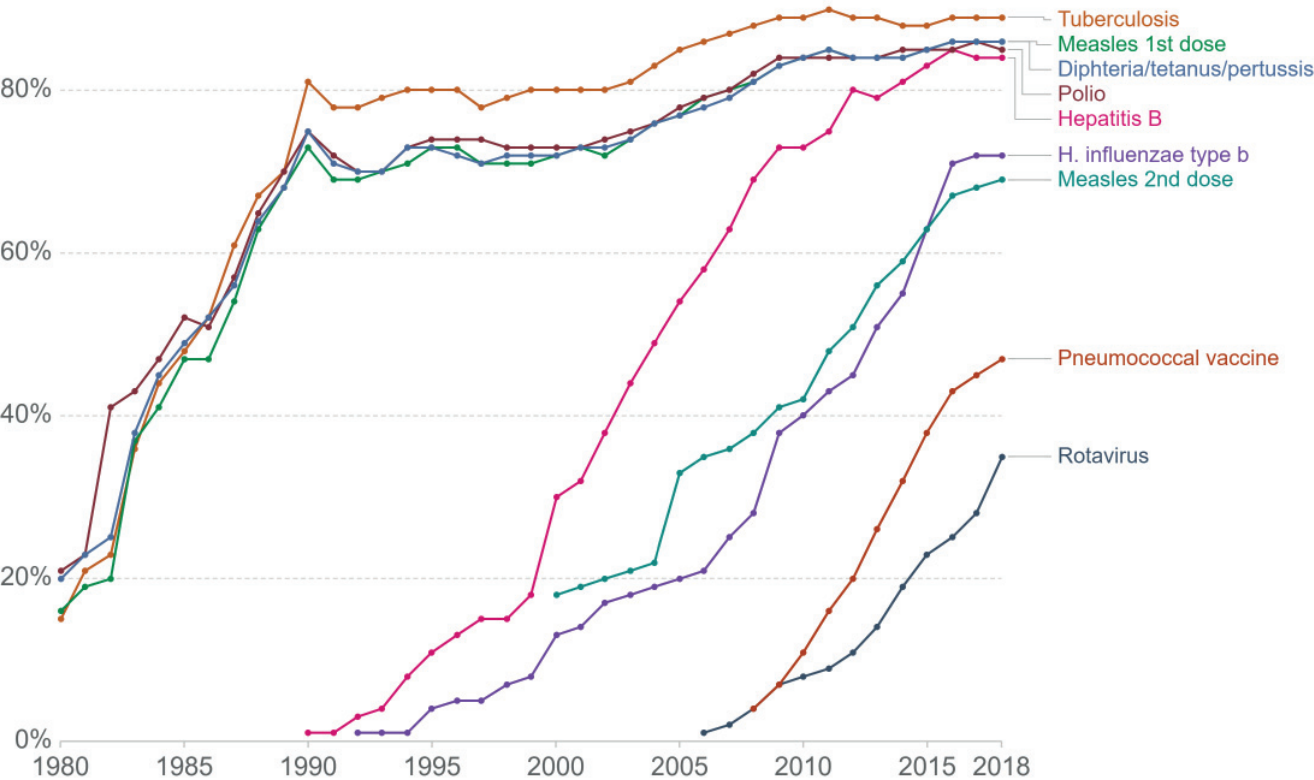
NOT EVERY CHILD WHO SHOULD BE VACCINATED IS VACCINATED: GLOBAL VACCINE COVERAGE

This chart shows the global vaccination coverage of one-year-olds with some of the most important vaccines recommended by the WHO. For many essential vaccines coverage is now much higher than 80%. However, the rates of vaccination are still not sufficient. The vaccine against diphtheria, tetanus and pertussis, is often used as the key metric for global vaccination coverage because it is a good indicator for access to routine immunization services. In 2018, coverage of the third dose of DTP

was 86%. This means that out of 135 million more than 19 million did not receive full immunization. The coverage of the first dose of DTP was 90% indicating that 13.5 million children were not vaccinated in 2018. In 2018, only 35% of children globally received the rotavirus vaccine, which protects children from diarrheal diseases – one of the leading causes of child mortality. Similarly, pneumococcal vaccine that protects children from pneumonia – the leading cause of child mortality – only reached 47% of one-year-olds.¹

Global vaccination coverage, World, 1980 to 2018

Share of one-year-olds who have been immunized against a disease or a pathogen.



Source: WHO (2019)

CC BY

 **VaccineTruths**
@Rectitude20

Autism

Parent's generation-1 in 10,000
Child's generation-1 in 36
What changed?

6:39 AM · Feb 18, 2020 · [Twitter for iPhone](#)

134 Retweets 328 Likes

 **Not your Mom**
@Notyour28981739

Replying to [@Education4Libs](#)

Provaxxers are like tyrants.

What makes anyone think they are entitled to my/my children's immune systems?

No one has the right to demand we be immunologically-manipulated human shields for them!

4:41 PM · Apr 11, 2020 · [Twitter Web App](#)

42 Retweets 223 Likes

 **Educating Liberals** ★★
@Education4Libs

Like or RT if you will NOT be taking a Coronavirus vaccine.

2:47 PM · Apr 11, 2020 · [Twitter for iPhone](#)

21.8K Retweets 51.6K Likes

 **Truth Potato**
@MinnReb

Mandatory vaccination is wrong. Period. It's a violation of every natural law.

If you think herd immunity is a real thing, and you are scared of parents not vaccinating,

Then you need to step up the research, and make a persuasive argument with parents irl with better data.

5:57 PM · Feb 26, 2020 · [Twitter Web App](#)

21 Retweets 54 Likes


 **vaccine realist**
@exvaxxxxr


I really need y'all to understand something about mass mandatory vaccinations.

They are not going to line you up and put guns to your head.
They WILL slowly start removing you of your rights, making it more and more difficult to function within society.
We MUST resist.

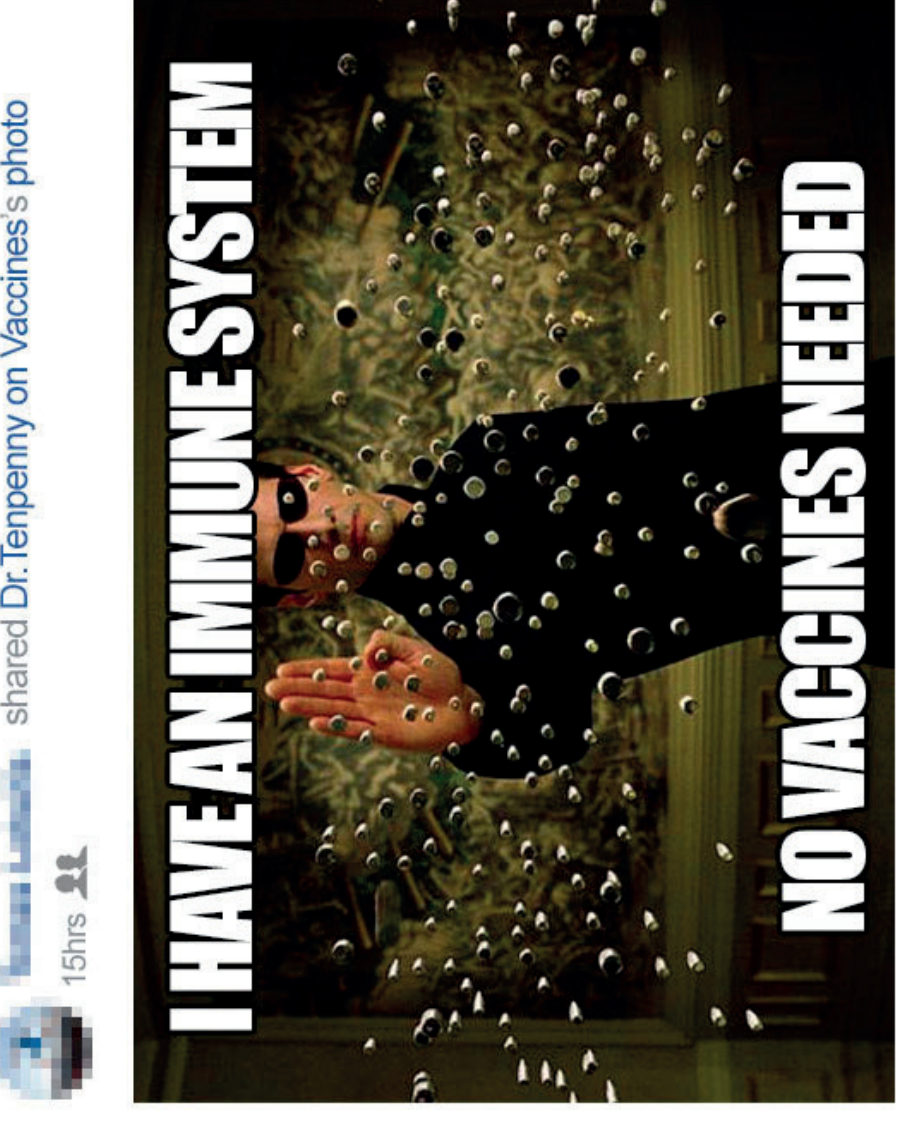
11:08 PM · Apr 4, 2020 · [Twitter for iPhone](#)

232 Retweets 593 Likes

 My point was that the plague disappeared without a vaccine.
Thursday at 18:44 · Like · 🍌 2 · Reply · More

 ALL forms of mercury are classified as a GENETIC TERMINATOR
Thirrmosal is 49.5% mercury.
Like · Reply · 1d Edited

 shared Dr.Tenpenny on Vaccines's photo
15hrs



 **jordanne lynn rose** ♡
@oceanwaterdeep

I have more mom friends that don't vaxx vs. ones that do. We're not the minority anymore, it's just that most wont be vocal about it because of the hateful backlash we get simply for choosing what we know is best for our kids.

3:56 AM · Apr 14, 2020 · [Twitter for iPhone](#)

120 Retweets 637 Likes

 **Anhisu7**
@anhisu7

This is a good time to start researching vaccines, their ingredients, the Constitution, politicians, who gives them money, how many lawsuits pharma cartels have paid for fraud, how many doctors got suicided and much more. Mainly what it means to be FREE!!!

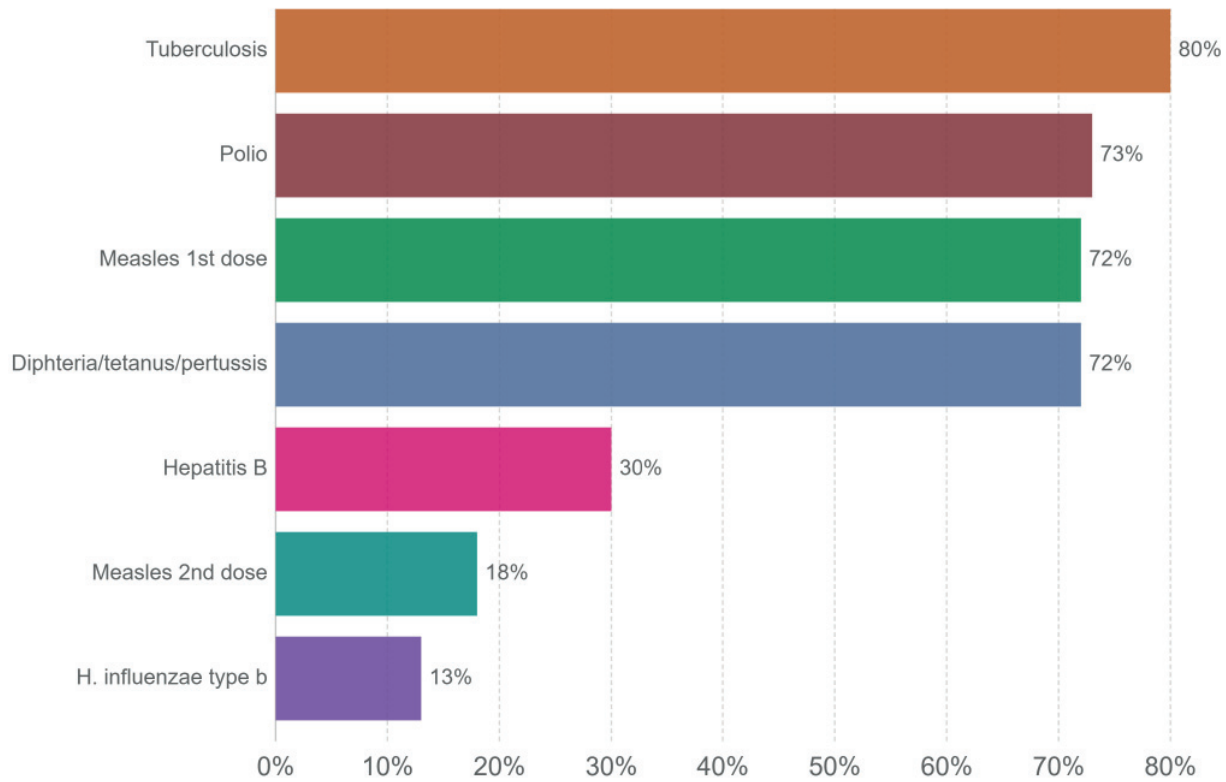
3:23 AM · Mar 19, 2020 · [Twitter Web App](#)

63 Retweets 146 Likes

Global vaccination coverage, World, 2000

Share of one-year-olds who have been immunized against a disease or a pathogen.

Our World
in Data



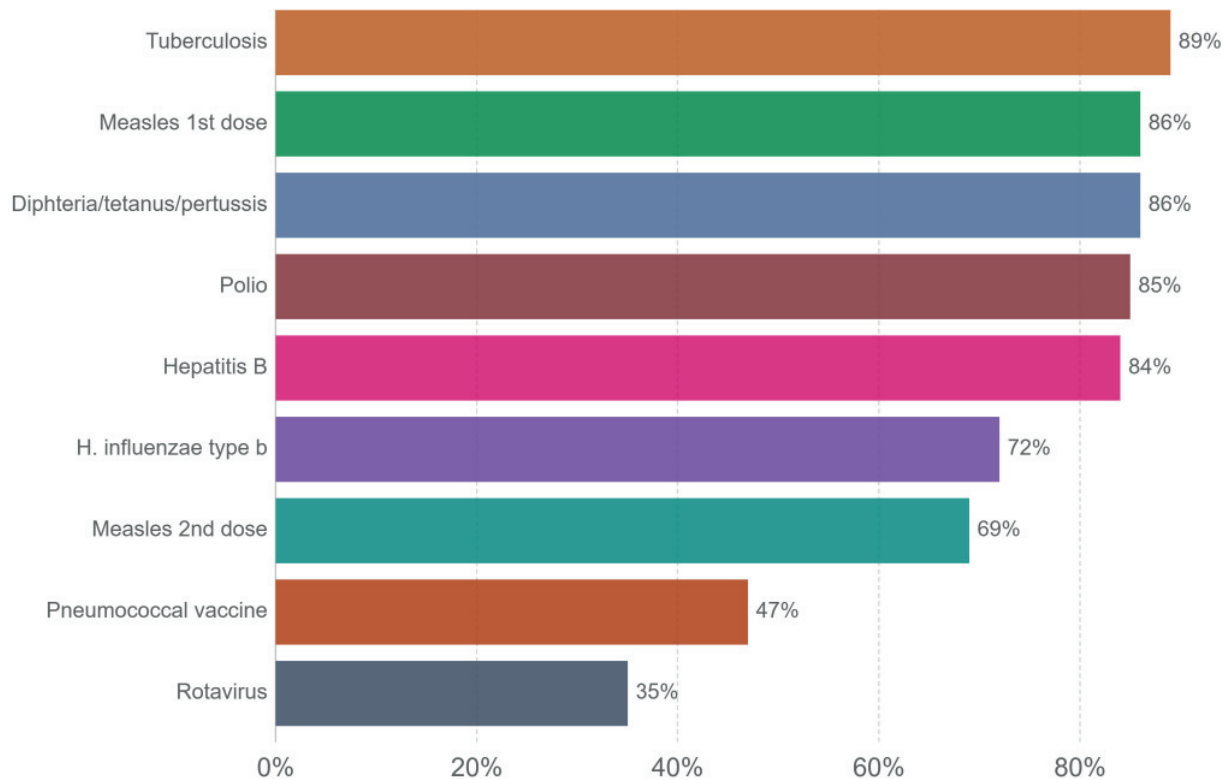
Source: WHO (2019)

CC BY

Global vaccination coverage, World, 2018

Share of one-year-olds who have been immunized against a disease or a pathogen.

Our World
in Data



Source: WHO (2019)

CC BY

PROSPERITY AND VACCINATION COVERAGE

Why do not all children in the world receive vaccinations?

This chart shows that it is in poor countries where vaccination coverage is low. The vaccine coverage against diphtheria, pertussis (whooping cough), and tetanus is a good marker of the strength of a country's immunization programs since several administrations are required. All rich countries have vaccination coverage rates of more than 90%. It is in low- and middle-income countries where coverage is low – in some countries below 50%.

But the chart also shows that some poor countries – like Burundi, Rwanda, and Bangladesh – achieve high coverage rates. Similarly, countries in which a large share of the population is living in extreme poverty often – but not always – have lower immunization rates.

Vaccination coverage by income, 2015

The y-axis shows the share of children, between 12 and 23 months, immunized against diphtheria, pertussis, and tetanus (DPT). GDP per capita is adjusted for price differences between countries.



Source: World Bank (WDI), Feenstra et al. (2015) Penn World Tables 9.1

OurWorldInData.org/vaccination/ • CC BY

VACCINES SAVE LIVES

We know that vaccines save lives. But how many lives vaccines have they saved?

The World Health Organisation (WHO) suggests that vaccination prevents 2-3 million deaths each year.² However, while we are certain that vaccines have saved millions of lives, calculating a precise number is impossible. Also the quoted number from the WHO is in important ways a very low estimate.

The counterfactual world, in which vaccines would have never been developed, would be so different that an estimate of the impact of vaccines is impossible. One example that makes this clear is to consider the impact of the smallpox vaccine: Smallpox was once an extremely common and deadly infectious disease, but it has been eradicated globally back in 1977 thanks to the vaccination against the disease. It is impossible to know exactly how many people would die of smallpox today if scientists had not developed the vaccine. Reasonable estimates are in the range of around 5 million lives per year, which implies that between 1980 and 2018 around 150 to 200 million lives have been saved.³ This makes clear why it is so difficult to estimate the number of lives saved every year and why the WHO estimate is rather low.

HOW VACCINES WORK & HERD IMMUNITY

The basic mechanism by which vaccines work is simple: Vaccines create immunity in an individual by introducing a weakened or killed form of the pathogen that make us ill – such as bacteria or viruses – or its toxins or one of its surface proteins. The vaccine induces acquired immunity so that when your body encounters the real disease-causing agent it is ready to mount a defense.

There is a collective social benefit in a high vaccination coverage. For most diseases, the greater the proportion of people who are immunized, the better protected is everyone in the population as the disease transmission can be reduced or stopped. Herd immunity is a community protection that is created when a high percentage of the population is vaccinated, such that it is less likely that the infectious disease spreads.⁴

Herd immunity provides a protective barrier, especially also for those who cannot be vaccinated. These include vulnerable groups such as babies too young to be vaccinated or immune-compromised children who are the first potential victims of low vaccination rates.

When a person is immune to a disease they can act as a barrier to slow down or prevent the transmission of disease to other people. When the number of people in a population that are immune against a disease is reached, such that a disease no longer persists in the population, this is



Buffy
@Buff53441483

When will [#DoctorsSpeakUp](#) about the children who die within hours of receiving a vaccine? When will we start testing for mitochondrial disorder before administering vaccines?

6:29 PM · Mar 5, 2020 · [Twitter Web App](#)

185 Retweets 272 Likes



Toby Rogers PhD, MPP
@uTobian

Pharma is the most powerful industry in the history of the world.

Pharma has become predatory because they can & it's profitable.

Pharma has no ethics & no morality: they will say or do anything that increases profit.

Pharma wants you sick 4 life & dependent on their products.

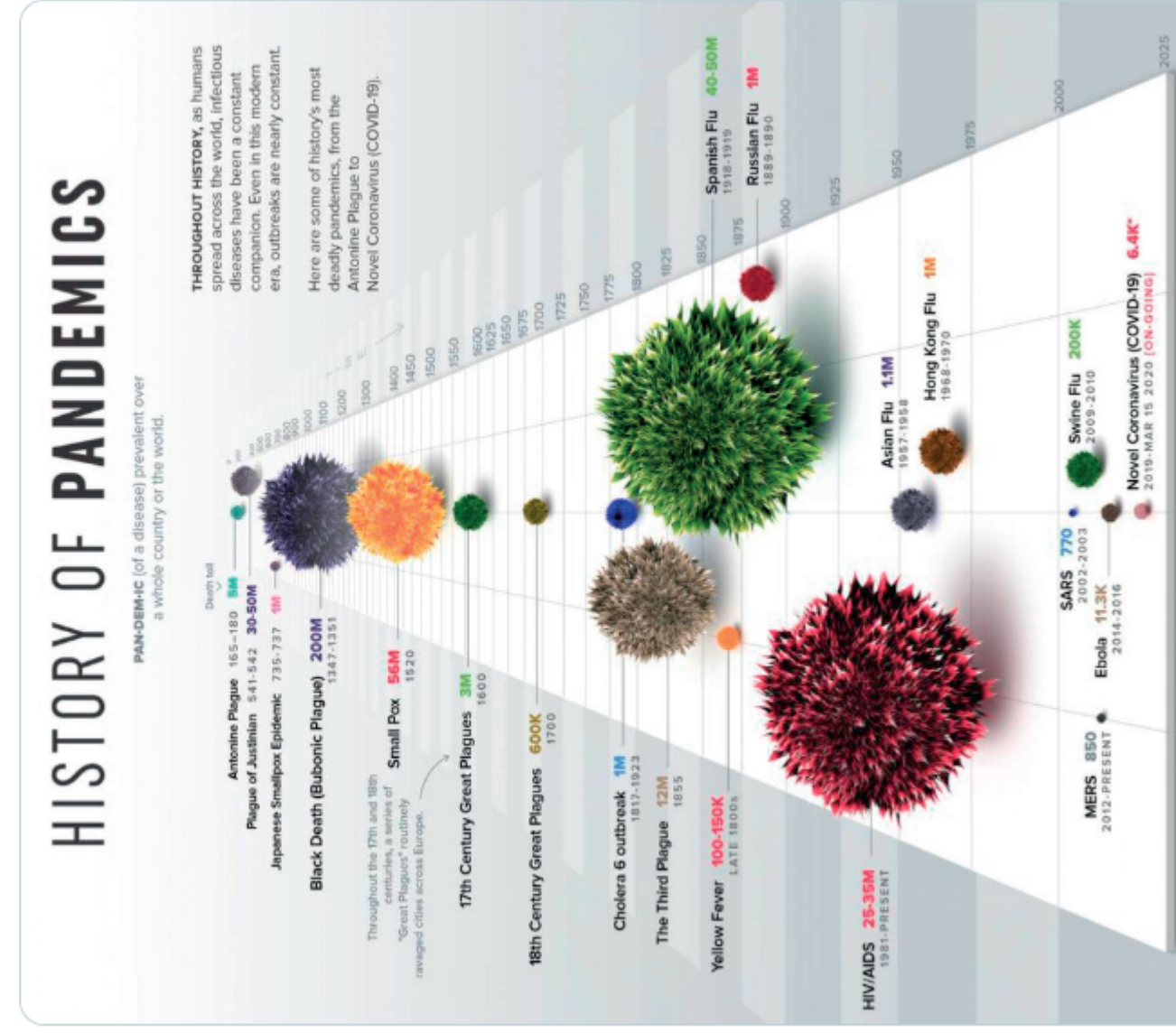
7:40 PM · Mar 5, 2020 · [Twitter Web App](#)

519 Retweets 1K Likes



HPV
@HPVSideEffects

The [#coronavirus](#) is nothing than a very small blip when you compare it to other viruses that humans have experienced. Nevertheless all governments and the news media are pretending that it's gonna kill us all. Why???



Anhisu7
@anhisu7

This is a good time to start researching vaccines, their ingredients, the Constitution, politicians, who gives them money, how many lawsuits pharma cartels have paid for fraud, how many doctors got suicided and much more. Mainly what it means to be FREE!!!!

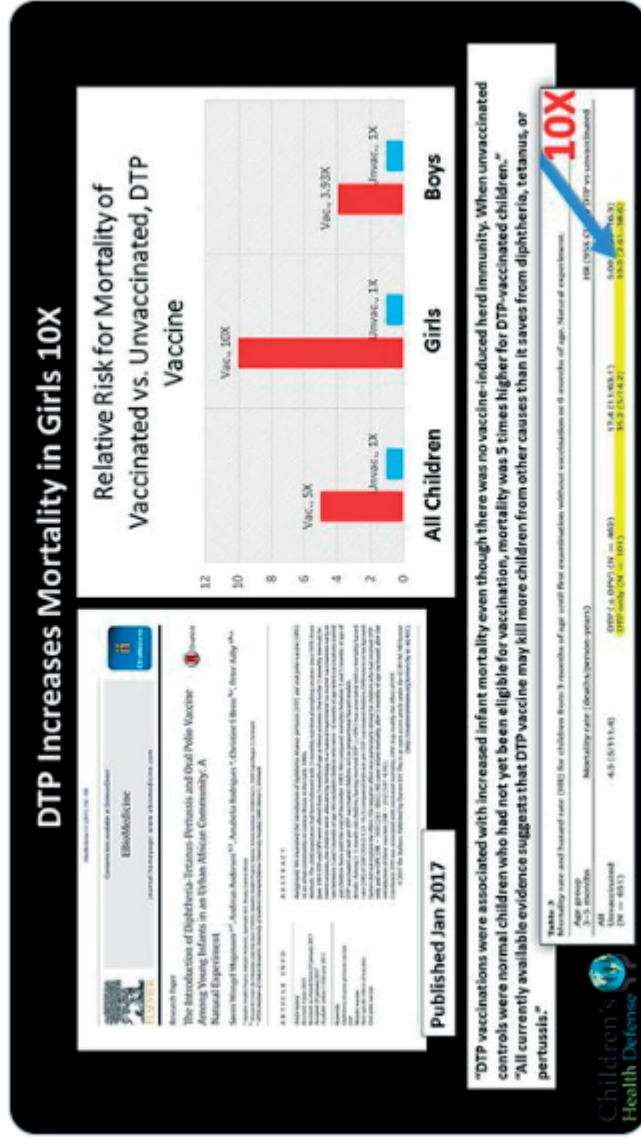
3:23 AM · Mar 19, 2020 · [Twitter Web App](#)

63 Retweets 146 Likes



SNCCLA
@SNCCCLA

[#VaccinesWork](#) to kill 10x's more than not vaccinating

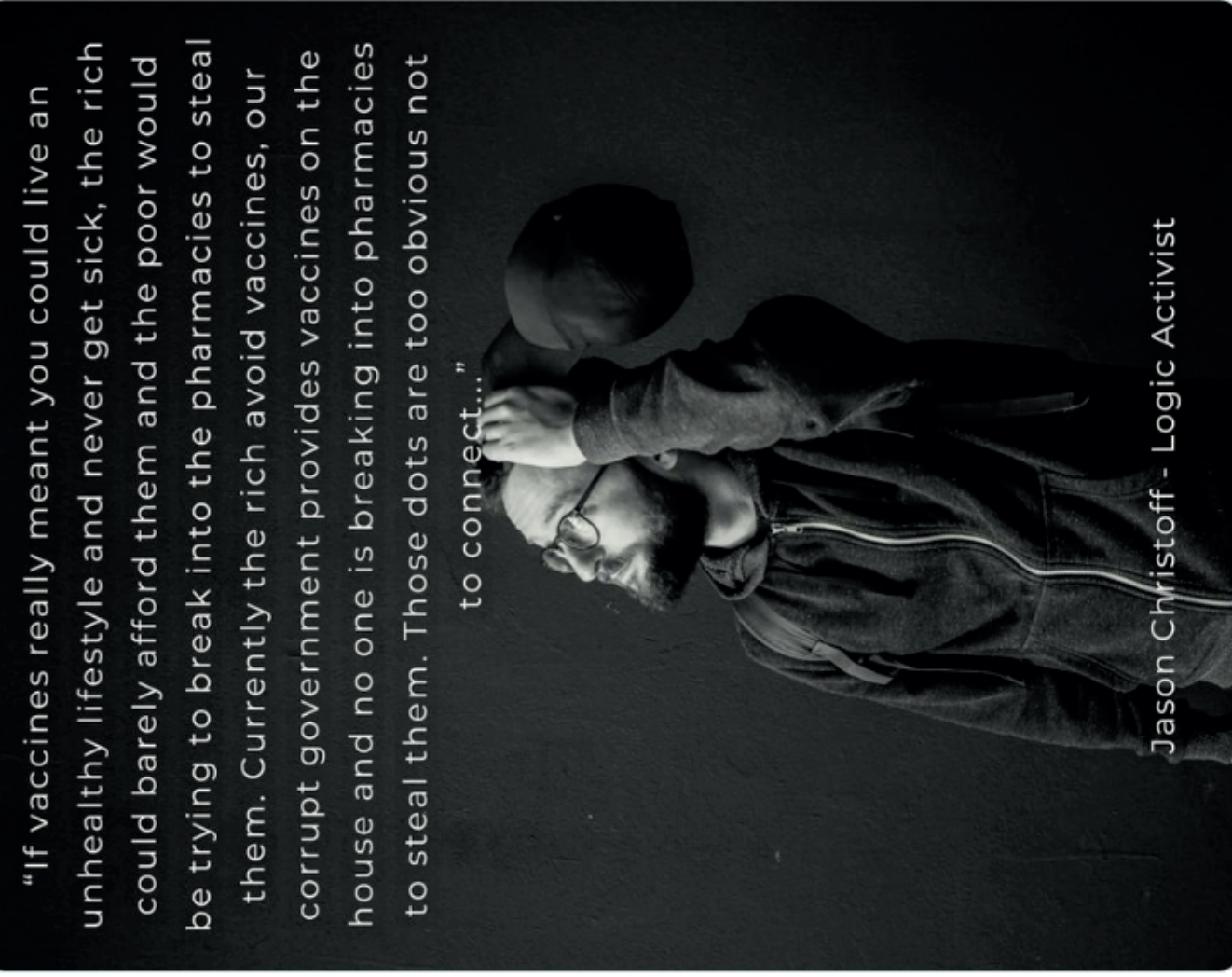


6:05 PM · Apr 17, 2020 · [Hootsuite Inc.](#)



BethK
@Beth_E_K

Obvious is a word only the vaccine educated can use.



12:55 PM · Feb 29, 2020 · [Twitter for iPhone](#)

10 Retweets 22 Likes

called the herd immunity threshold (HIT). The table shows the HIT for several diseases. Measles and pertussis are highly contagious airborne diseases and a larger share of people need to be vaccinated to stop the transmission. Because of this these diseases have the highest HIT rates that need to be reached. For example, two doses of measles vaccination offers 99% protection, while in the absence of immunization, the lifetime risk of infection is nearly 100%.⁵

Herd Immunity Thresholds of vaccine-preventable diseases⁶

Disease	Transmission	Basic reproduction number	Herd Immunity Threshold
Measles	Airborne	12-18	92-95%
Pertussis	Airborne droplet	12-17	92-94%
Diphtheria	Saliva	6-7	83-86%
Rubella	Airborne droplet	6-7	83-86%
Smallpox	Airborne droplet	5-7	80-86%
Polio	Fecal-oral route	5-7	80-86%
Mumps	Airborne droplet	4-7	75-86%
SARS	Airborne droplet	2-5	50-80%
Ebola	Bodily fluids	1.5-2.5	33-60%
Influenza	Airborne droplet	1.5-1.8	33-44%

PROGRESS MADE WITH VACCINATION: SMALLPOX AND THE ORIGIN OF VACCINATION

Vaccination has a long history. An early form of vaccination was referred to as 'variolation' or more broadly as 'inoculation'. Practised for a long time in Asia, this was an ancient technique of deliberate smallpox infection in which dried smallpox scabs were blown up the nose to infect the person with a form of the disease which was often milder. By the 1700s variolation had spread to Africa, India and the Ottoman Empire, followed by the UK and America, where the method of infection more frequently used was a puncture to the skin.

Variolation did work, but there were large risks. Those variolated could contract the more severe form of smallpox and die, and they could also transmit the disease to others. In 1796 English physician Edward Jenner demonstrated another method of inoculation in which he relied on cowpox. Cowpox is a similar disease to smallpox and it had previously been observed that an infection with cowpox can protect against smallpox. Jenner conducted an experiment using matter from a cowpox lesion to inoculate his gardener's eight-year-old son James Phipps. Two months later Jenner exposed the boy to smallpox lesion matter and when Phipps did not develop smallpox he concluded that he was protected against the disease. Jenner called the procedure 'vaccination' after 'vacca' the Latin word for cow because of the origin of this first vaccination from the cowpox virus. Following the findings of

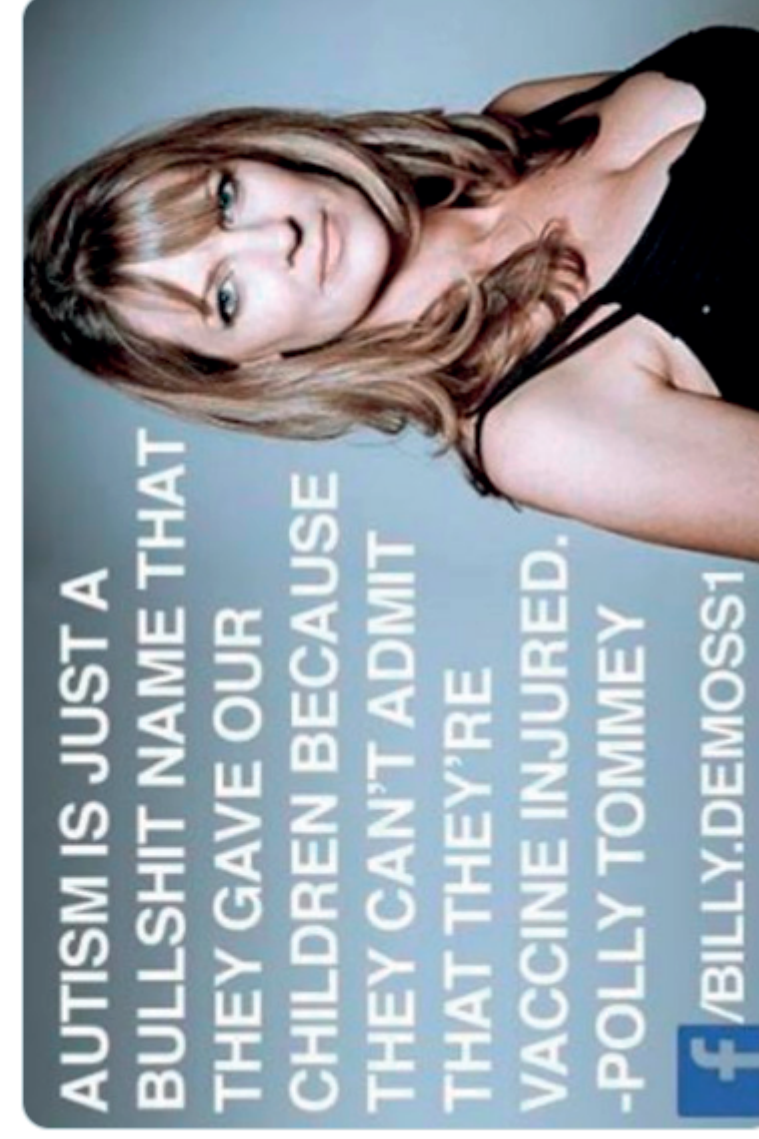
Jenner as the first scientific attempt to control disease by vaccination, the smallpox vaccine went through many iterations, with the newer vaccines produced by modern cell culture techniques (passing the virus through cell culture makes the vaccine safer). By the middle of the 20th century confidence grew that smallpox could be the first disease that humankind might be able to eradicate. In 1967 the WHO launched a global eradication of smallpox program. Mass vaccination of over 80% of a country's population ensued but people who were nomadic or lived in politically unstable regions posed particular problems. A number of innovations came in the development of foot-powered injector called the "ped-o-jet" and then the bifurcated needle, which was efficient and cost-effective to use. In order to reach large sections of population, epidemiologist William Foege developed Eradication Escalation (E2) to contain smallpox outbreaks during October (the seasonal low point of smallpox transmission where prevention of just few cases could stop a smallpox chain transmission). Other obstacles faced included forcibly vaccinating an Indian religious leader to convince his followers to be vaccinated, negotiation of ceasefires for vaccine transport in war-torn Nigeria, vaccinating in concentric rings around an outbreak, and cash bounties to reward the reporting of smallpox cases. Finally in 1977 the last case of naturally contracted smallpox was reported in Somalia, in Ali Maow Maalin, and in



Erin Elizabeth Health Nut News

@unhealthytruth

It was our friend R F K Jr who said this is not unlike the civil rights movement and I agree. He has spoken in Harlem and walk in the people just like so many others are doing. The tables are turning. The pendulum is swinging and it's about to swing back so hard it might hit ya.



6:37 AM · Jan 20, 2020 · [Twitter for iPhone](#)

68 Retweets

214 Likes



Talia @talialikeitis

Can pro-vaxxers make up their minds & stick to an argument?!

My child is either:

- 1) a threat to your fully vaccinated (but not immunized) child or
- 2) in danger of just dying randomly before the age of 8.

Which is it? You're either afraid OF THEM or FOR THEM, pick one.

5:01 PM · Feb 5, 2020 · [Twitter for iPhone](#)

34 Retweets

138 Likes



VaccineTruths @Rectitude20

Should parents always have the choice as to whether or not they vaccinate their children?

Please comment as to the rationale supporting your beliefs.

Yes - parents' decision 94.6%

Some yes & some no 3.7%

No - do as the gov't says 1.7%

1,617 votes · Final results

1:44 AM · Feb 9, 2020 · [Twitter for iPhone](#)

159 Retweets

179 Likes



Zara Bourgeois/The Medicine Woman @med1cinewoman

Pro-vaccinators have been dreadfully mislead by a profit-driven industry into believing vaccines are safe and effective. People became fully invested into this narrative before even seeing the science. They have been conditioned to defend 'THE SCIENCE that does NOT exist'!

5:38 AM · Jan 20, 2020 · [Twitter Web App](#)

245 Retweets

455 Likes



VaccineTruths @Rectitude20

Mainstream media's coverage of vaccines:

- 1. Villain = the person who questions 🚫.
- 2. Good guy = the person who bullies & attacks those questioning 🚫.

Does anyone remember that time, long, long ago, when asking questions was a critical component of journalism? 🤔

1:08 AM · Feb 19, 2020 · [Twitter for iPhone](#)

103 Retweets

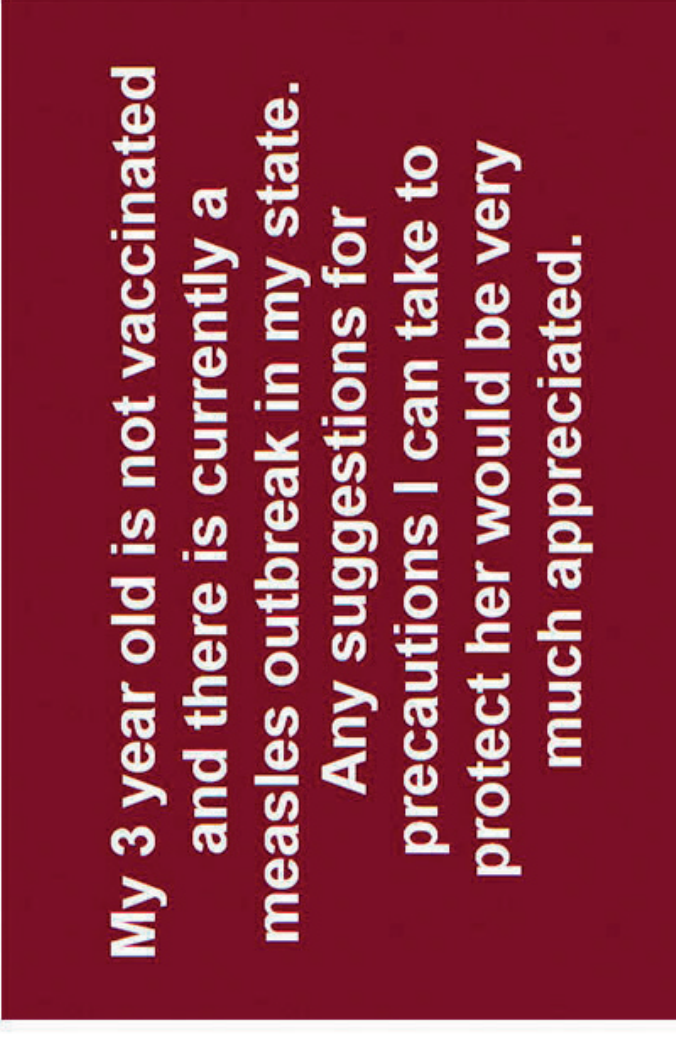
322 Likes



Natural Health Anti-Vaxx

Community - 🇺🇸 looking for recommendations.

40 mins · 🇺🇸




1

30 comments

Like

Comment



Replying to @DocEMurray

If vaccines were healthy, you could put it on a spoon and eat it. Try it, you'll die

10:51 AM - June 10, 2018

1 40 people are talking about this

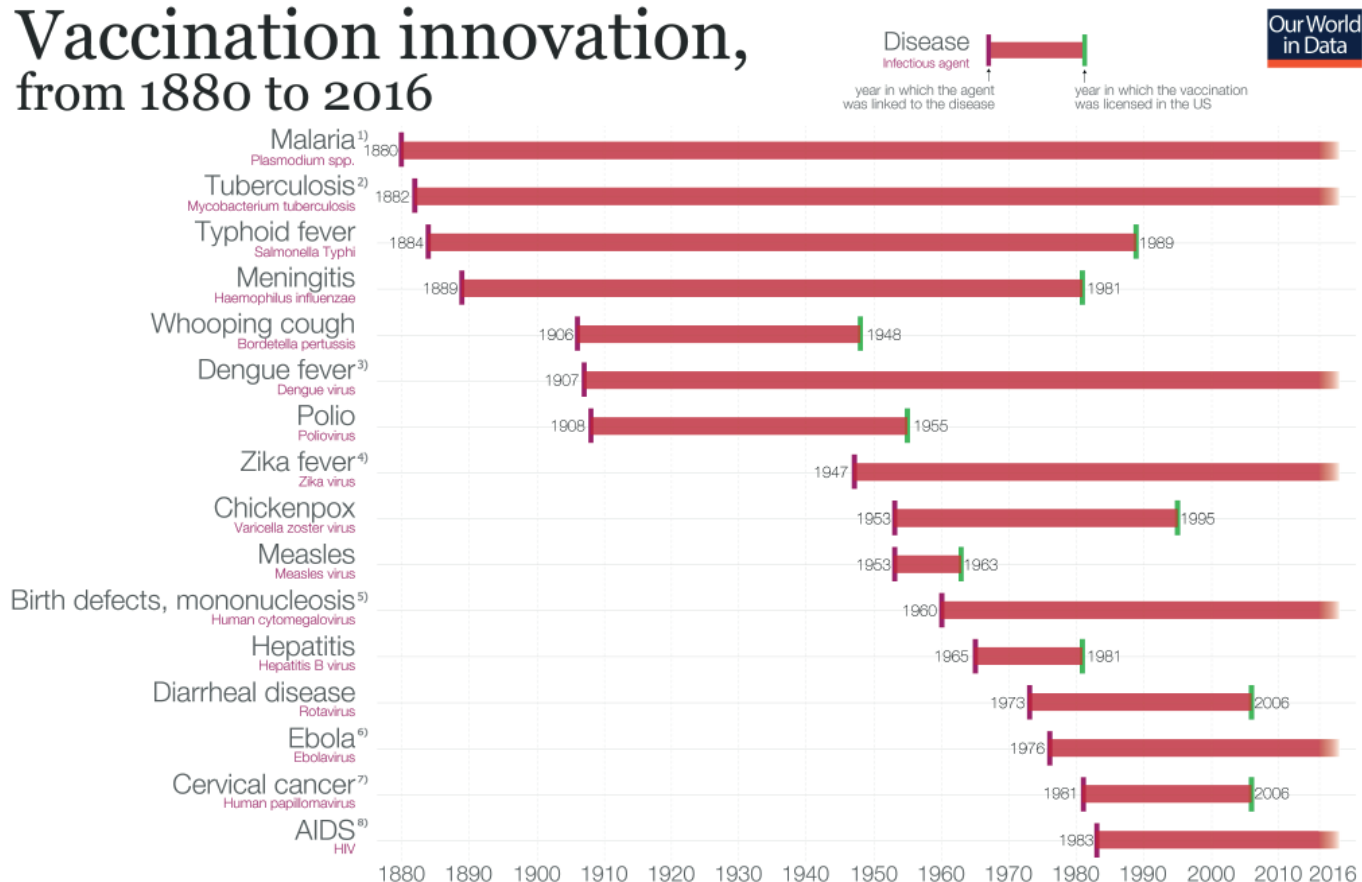
1980 the WHO announced that smallpox had been eradicated. We cover the history of smallpox, including the vaccination and eradication, in more detail in our entry on smallpox.

VACCINE INNOVATION

The chart here shows a timeline of innovation in the development of vaccines. Each bar begins in the year in which the pathogenic agent was first linked to the disease and the bar ends in the year in which a vaccination against that pathogen was licensed in the US.

For some diseases there has been a relatively short timespan between when the infectious agent was linked to the disease and when a vaccine was developed. The quickest was 10 years for measles. The agent was linked to the disease in 1953

Vaccination innovation, from 1880 to 2016



1) – 2016 vaccine RTS,S undergoing pilot trials in select countries after being approved by European regulators in 2015.
 2) – The only approved vaccine is bacilli Calmette-Guérin (BCG), developed in 1921 but its efficacy in adults is variable. Other tuberculosis vaccines are currently in development.
 3) – 2016 partially effective vaccine CYD-TDV, sold under the brand name Dengvaxia.
 4) – Successful first human clinical trials of a vaccine against the virus in 2016. Only in 2016 did the WHO issue statements of concern about the zika virus' links to Guillain-Barré Syndrome (GBS) and microcephaly.
 5) – A number of vaccine candidates are under investigation.
 6) – 2016 VSV-EBOV vaccine in human clinical trials and allowed for use in emergency through the WHO 'Emergency Use Assessment and Listing' (EUAL).
 7) – Not all cervical cancers are caused by the HPV virus and the HPV vaccine can protect against other cancers caused by the HPV virus.
 8) – 2009 efficacy findings for vaccine candidate RV 144 has shown some promise. In stage III human trials.

This visualization is from OurWorldinData.org. There you find research and more visualizations on vaccinations

Licensed under [CC-BY-SA](https://creativecommons.org/licenses/by-sa/4.0/) by the author Max Roser.

and the vaccine was licensed in the U.S. in 1963. Malaria is proving harder as it has been over a century since the agent was linked to the disease. Alphonse Laveran discovered in 1880 that the Plasmodium parasite is the cause for malaria.⁷

Early vaccines developed in the last several decades were insufficiently effective and until recently none of the scientific efforts led to a licensed vaccine. Recently there has been new hope for a malaria vaccine as we document in the relevant section in our entry on malaria. Vaccine innovation has followed both scientific and political-economic developments:

Bacterial culture techniques which allowed the development of bacterial vaccines for diphtheria, tetanus, and pertussis in the early 1900s.

The first and second world wars prompted combined efforts by universities, governments, and private companies.

By the 1950s viral tissue culture techniques allowed the development of vaccines against polio, measles, mumps, rubella, and varicella (chickenpox).

New technologies in molecular biology and advanced chemistry techniques have most recently led to vaccines against hepatitis B, influenza, and pneumococcus, which causes pneumonia and meningococcus, which causes meningitis and septicaemia.

PROGRESS AGAINST VACCINE-PREVENTABLE DISEASES IN THE US

The visualization here shows the reduction in cases and deaths from vaccine-preventable diseases in the United States after the introduction of each vaccine. This data was published by Roush and Murphy (2007)⁸ and the data can be viewed in a table here.

For several diseases the US has achieved a 100% reduction of cases and deaths and for many other diseases the reduction is often very substantial as well.

Reduction of cases and deaths of vaccine-preventable diseases in the United States after the introduction of the vaccine.⁹

Reduction of Cases and Deaths of Vaccine-Preventable Diseases in the United States after the Introduction of the Vaccine



Data source: Roush and Murphy (2007) - Historical comparisons of morbidity and mortality for vaccine-preventable diseases in the United States. In The Journal of the American Medical Association, 298, 18, 2155-2163.

Licensed under CC-BY-SA by the author Max Roser.

The data visualisation is available at [OurWorldinData.org](https://ourworldindata.org). There you find more visualisations and research on vaccinations and on global development more broadly.

The development of the vaccine against measles and the history of measles in the US

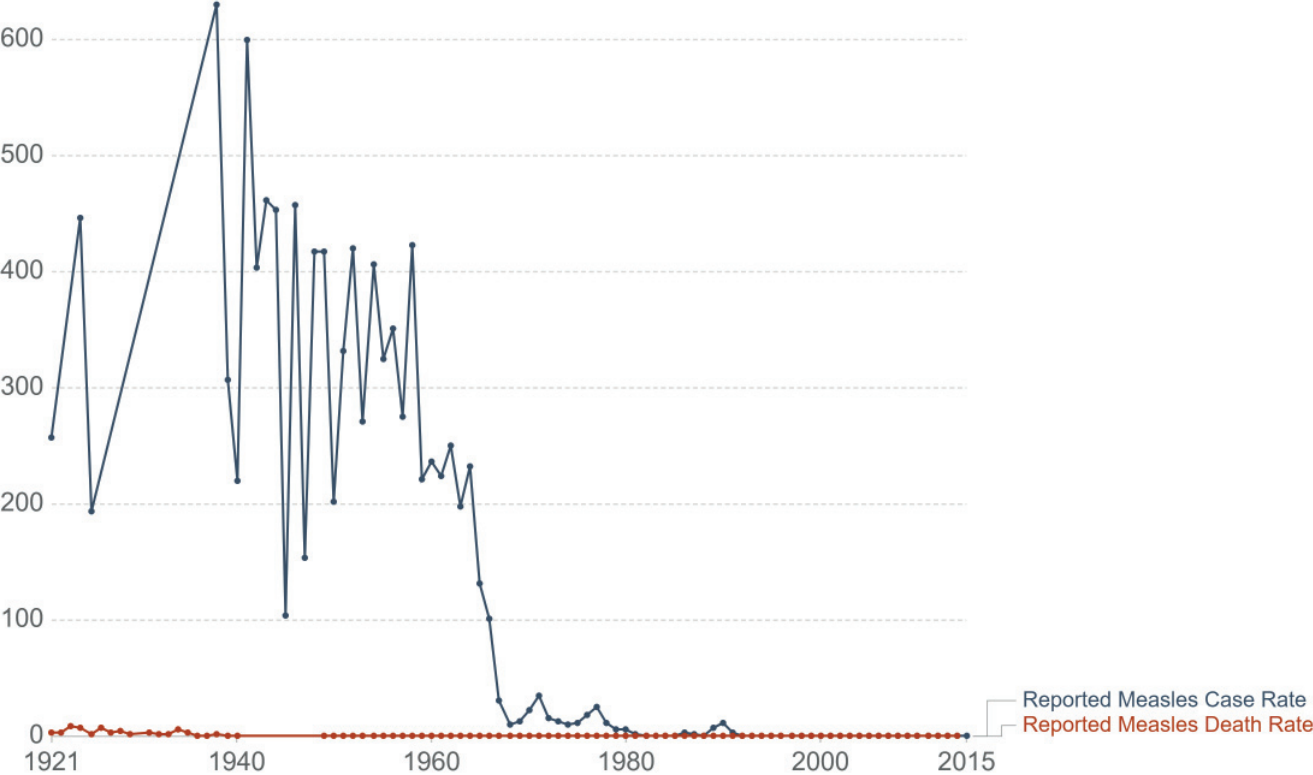
The introduction of a vaccine was not the only reason for progress against these diseases, as the visualization shows. The case-fatality rates of measles was falling in high income countries such as the US prior to the introduction of the vaccine in 1960 – this is best seen by switching from the linear to the logarithmic axis.

Improved living conditions, nutrition, and medical advancements meant that contracting measles was less and less likely to be fatal.

The rate of cases however was virtually unchanged until after the measles vaccine was introduced – as our visualization shows.¹⁰

Rate of reported cases and deaths from measles in the USA

The reported rates are per 100,000 US population.



Source: Our World in Data (2017)

OurWorldInData.org/vaccination • CC BY

GLOBAL DECLINE IN VACCINE-PREVENTABLE DISEASES

The WHO estimates that 2 to 3 million deaths are prevented every year through immunization against diphtheria, tetanus, whooping cough, and measles.¹¹

Nonetheless, the WHO also estimates that VPDs are still responsible for 1.5 million deaths each year.

In the chart we see the global number of deaths of children younger than 5 years per year from 1990 to 2017. The number of

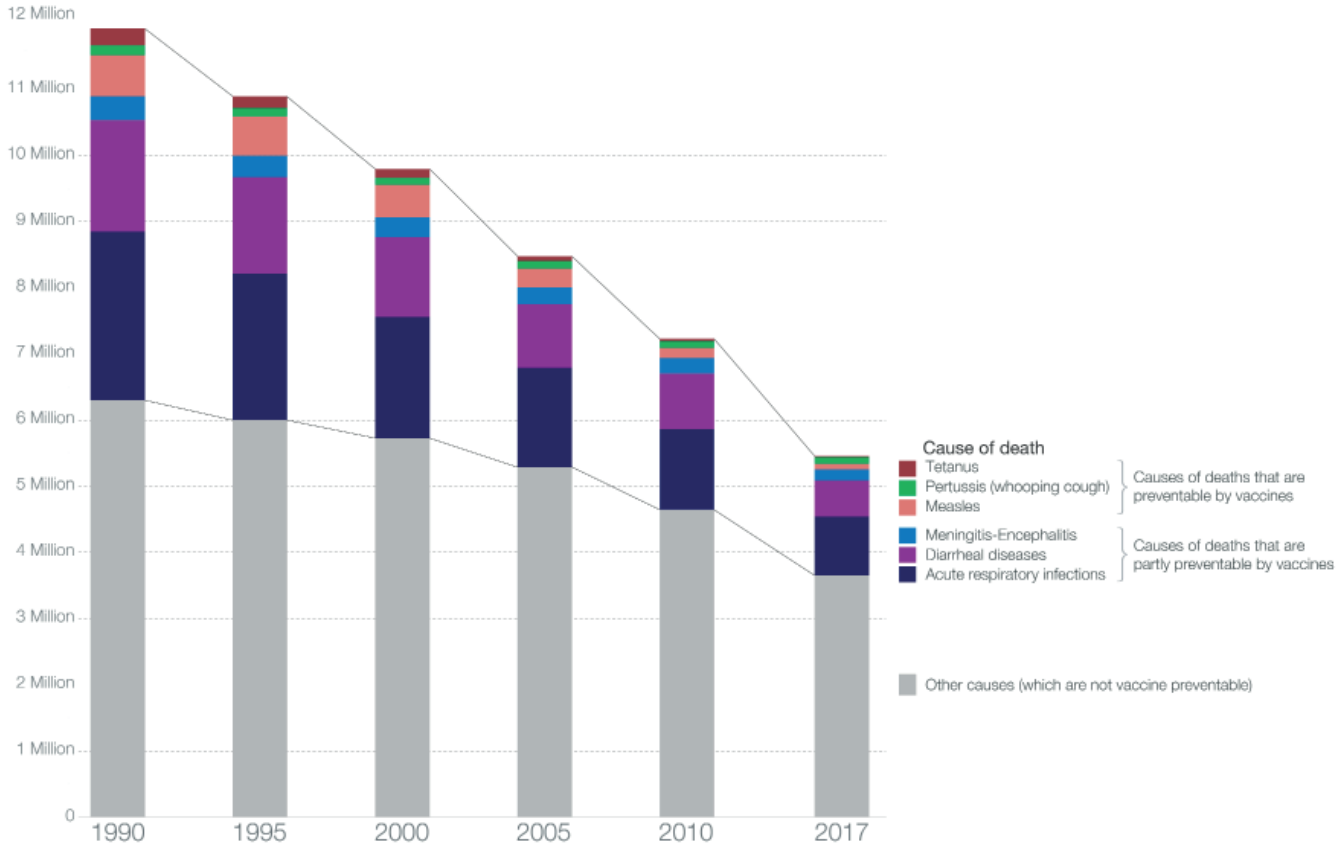
deaths which are wholly or partially preventable by vaccines are shown in color.¹²

The chart shows that the reductions in child deaths over this 25-year period were primarily achieved by a reduction of the number of deaths from vaccine-preventable diseases: The decline in causes which are not vaccine preventable has been modest, while the number of child deaths caused by diseases for which vaccines are available declined from 5.1 million deaths in 1990 to 1.8 million deaths 27 years later.

Global number of child deaths per year – by cause of death



Shown is the number of children younger than 5 years who died in a year. The height of the bar shows the total number of deaths with colored sections showing the number of children who died of diseases that are wholly or partially preventable by vaccines. The number of child deaths for which there are vaccines available declined from 5.1 million deaths in 1990 to 1.8 million deaths 27 years later.



Data source: based on data from the Institute for Health Metrics and Evaluation (IHME). The data visualization is available at OurWorldinData.org. There you find research and more visualizations on global development.

Licensed under CC-BY-SA by the authors.

Two vaccines are responsible for saving millions each year: 'DTP' against diphtheria, tetanus, and pertussis (whooping cough) and 'MMR' against measles, mumps, and rubella.¹³ Before the measles vaccine was introduced in 1963, measles caused a large number of deaths globally, estimated at 2.6 million each year. Because about 86% of the world population is immunized today, the number of people killed by measles have been cut dramatically to an estimated 95,000 deaths in 2017. Tetanus and pertussis were also previously much bigger killers, with pertussis affecting especially children younger than 5 years and tetanus striking newborns (killing an estimated 787,000 newborns in 1988, compared with 49,000 in 2013).

The way ahead

However, the gains in global vaccination coverage have slowed down slightly in the last few years. The WHO estimates that 19.5 million infants worldwide are still at risk of VPDs because they miss out on basic vaccines.¹⁴

In addition, all the recommended doses of a vaccine need to be received for it to be most effective. In the case of measles three vaccine doses are recommended. Even though an estimated 85% of children receive their first dose of the vaccine, this drops to 64% for the second dose. Therefore, it is not only lack of vaccination that is a problem, but it is under-vaccination that leads to deaths from VPDs.

What then are the most deadly VPDs? Which diseases continue to kill the most people?

The most deadly diseases

Tuberculosis:

Determining which are the most deadly VPDs requires acknowledging that some vaccinations are more effective than others. While most vaccines included in national routine schedules are highly effective, a better vaccine for tuberculosis (TB) is desperately needed. It is Sub-Saharan Africa and parts of Asia in particular that are affected by TB, as the world map shows.

The vaccine for TB – Bacillus Calmette–Guérin (BCG) – has been in use for nearly 100 years. It protects against severe forms of TB but is not effective against pulmonary TB (in the lungs) and has variable effectiveness against TB in adults.^{15,16}

Furthermore, resistance of antibiotics used to treat TB is increasing, meaning some people can no longer be cured by drugs. The estimated number of people in 2016 with multi-drug resistant TB was 490,000.

The fact that there is not a fully effective vaccine and that antibiotic treatment is facing serious difficulties makes TB the most deadly VPD.

Meningococcal meningitis and hepatitis B are also deadly VPDs.

Meningococcal Meningitis:

Despite the introduction of MenAfriVac in 2010, an effective vaccine against the most common type of meningitis in that region, meningococcal meningitis killed almost 130,000 people in 2016. Many cases occur in the so-called 'meningitis belt' of sub-Saharan Africa, crossing from Senegal to Ethiopia. Not all the countries in the menin-

gitis belt have implemented mass vaccination campaigns for MenAfriVac and also do not benefit from the expensive MenACWY vaccine introduced into richer countries to protect against other types of meningococcal meningitis.^{17,18}

Hepatitis B:

The vaccine against hepatitis B is also very effective (an estimated 95% effectiveness in preventing disease), meaning increased vaccination could lead to a significant reduction in deaths. Still, global coverage of the hepatitis B vaccine is lagging. In 2015, while 84% coverage was reached for the third dose of the vaccine, the coverage for the birth dose was only 39%. Estimates from mathematical models have shown that if infant coverage would reach 90%, and the first dose administered at birth, 84% of global hepatitis B-related deaths could be prevented.¹⁹

ERADICATION OF DISEASES THROUGH VACCINATION

Eradication is the ultimate goal of vaccination against a disease.

How do we eradicate diseases?

One of the greatest successes that we can imagine for humanity is the complete eradication of a disease. For one human disease – smallpox – this has actually been achieved. The disease was fully eradicated in 1980. For other diseases we are getting close, as we show in our entry on the eradication of disease.

On the way to the eradication of polio

Polio is targeted for global eradication. This has become possible through the polio vaccine that was developed in 1955. The WHO estimates that in 2015, 85% of infants around the world received three doses of polio vaccine. And the number of paralytic polio cases have decreased by over 99% since the 1980s, from an estimated 350,000 to 400,000 paralytic cases per year to 22 reported cases in 2017.

Eradication of smallpox

While the benefits might possibly be forgotten as vaccine-preventable diseases have lost their threat thanks to the introduction of the vaccines it is still true that people around the world – including those in richer countries – continue to benefit from vaccinations. One of the greatest successes of global health is eradication of smallpox. Smallpox, which just decades ago killed several hundred thousand people every year was successfully eradicated in 1980 thanks to global vaccination.²⁰

PUBLIC SUPPORT AND SKEPTICISM: PEOPLE DO NOT KNOW HOW WELL WE ACTUALLY DO IN GLOBAL VACCINATION

Today vaccines protect millions of people around the world from infectious diseases. In this fight we are much, much further ahead than most people realize.

The first chart shows the evidence for this misperception. In this chart we plotted the survey responses that people gave when they were asked “How many of the world’s 1-year old children today have been vaccinated against some disease?”. The correct answer was 85.8%; this is the share of 1-year olds that received the third dose of the combination vaccine that protects against Diphtheria, Tetanus, and Pertussis (whooping cough).

But in all countries in which people were surveyed people were much too pessimistic about the global coverage. Americans think that only 35% of the world’s children are vaccinated, the true coverage is 50 percentage points higher.²¹

In Japan people were even more pessimistic and thought that only 18% were vaccinated. As it is often the case in questions on global development we again see that people in poorer countries have a more accurate view of the world: in Kenya and Senegal people thought that vaccines reach around two thirds of all children in the world, but even these highest estimates are 20 percentage points too low.

We hugely underestimate global vaccination coverage²²

People’s view on vaccination coverage is outdated by more than three decades

The chart here illustrates how outdated people’s answers are. Most individuals think that the global vaccination coverage today is as low as it was in the 1980s or even earlier.²³

The World Health Organization recommends routine vaccinations to prevent illness, death and disability from diseases including diphtheria, pertussis (whooping cough), tetanus, polio, measles, and hepatitis B.²⁴

We have created a chart that shows the absolute number of one-year-olds who have received the vaccinations.

Where the biggest gap in vaccination lies is with all children being fully vaccinated and protected as much as possible from infectious diseases. Gavi, the Vaccine Alliance, has analysis that suggests only 7% of infants in the 73 poorest countries are fully immunized (that is, receiving all doses of all recommended vaccines).



182



39 Comments 31 Shares



🚩 See Notice

SUSTAINABLE.MEDIA

Cancer Industry Profits By Nagalase Molecule Injected Into Humans Via Vaccines



38



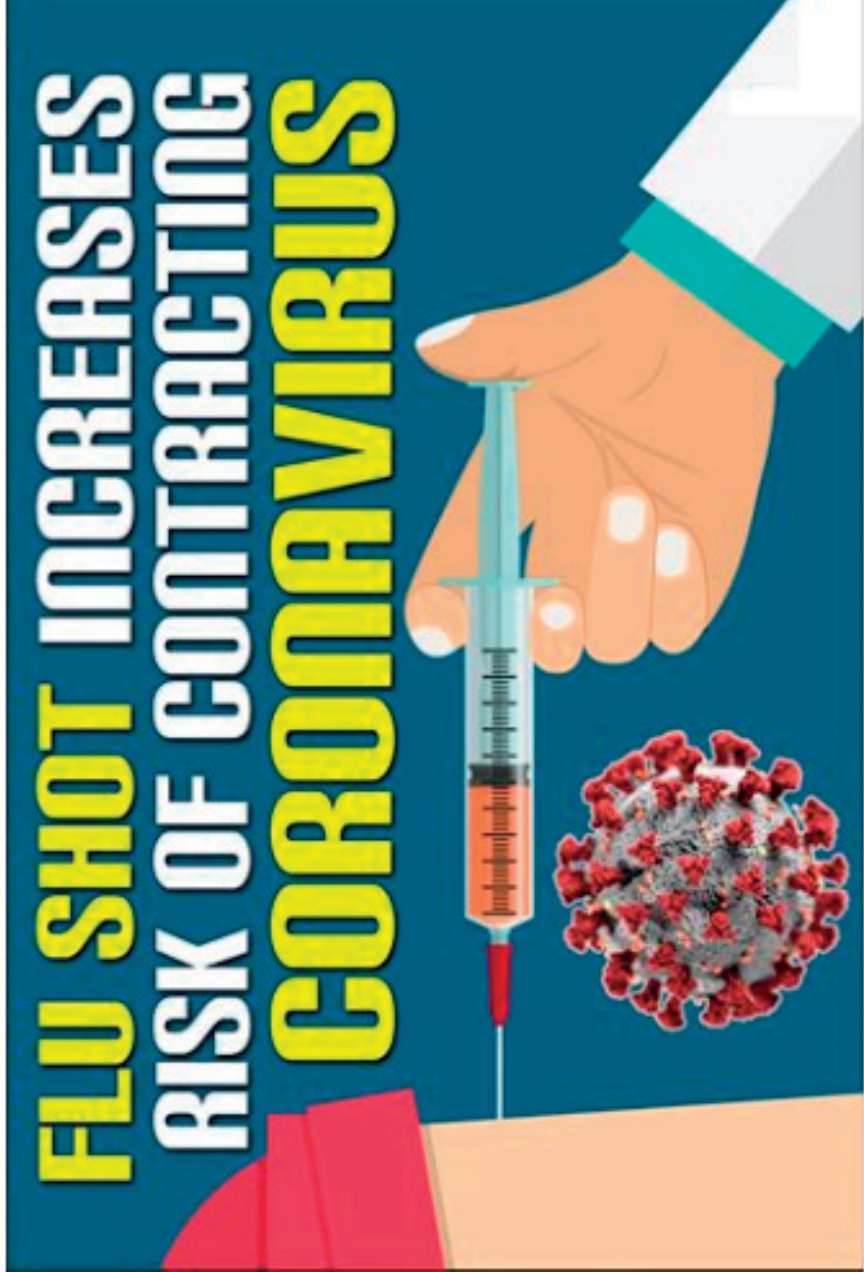
5 Comments 28 Shares



Raphaëlle O'Neil shared a post.

March 18 at 6:48 PM

And there you have it.



Harold William Saive

March 17 at 7:32 PM

DoD Study: The annual flu vaccine REDUCES your resistance to Coronavirus.

"Vaccine derived virus interference was significantly associated with coronavirus....."

See More



43



18 Comments



Corinne Vela shared a post.

March 10 at 12:58 PM

Really Scary isn't it!



Justina Funk

February 14

Autism isn't genetic. 🧬 There's no gene to test!

It is a syndrome! A syndrome that is a result from poisons and the body's inability to detox effectively. This is why detoxing is so important in any ASD protocol.



70



47 Comments



Like



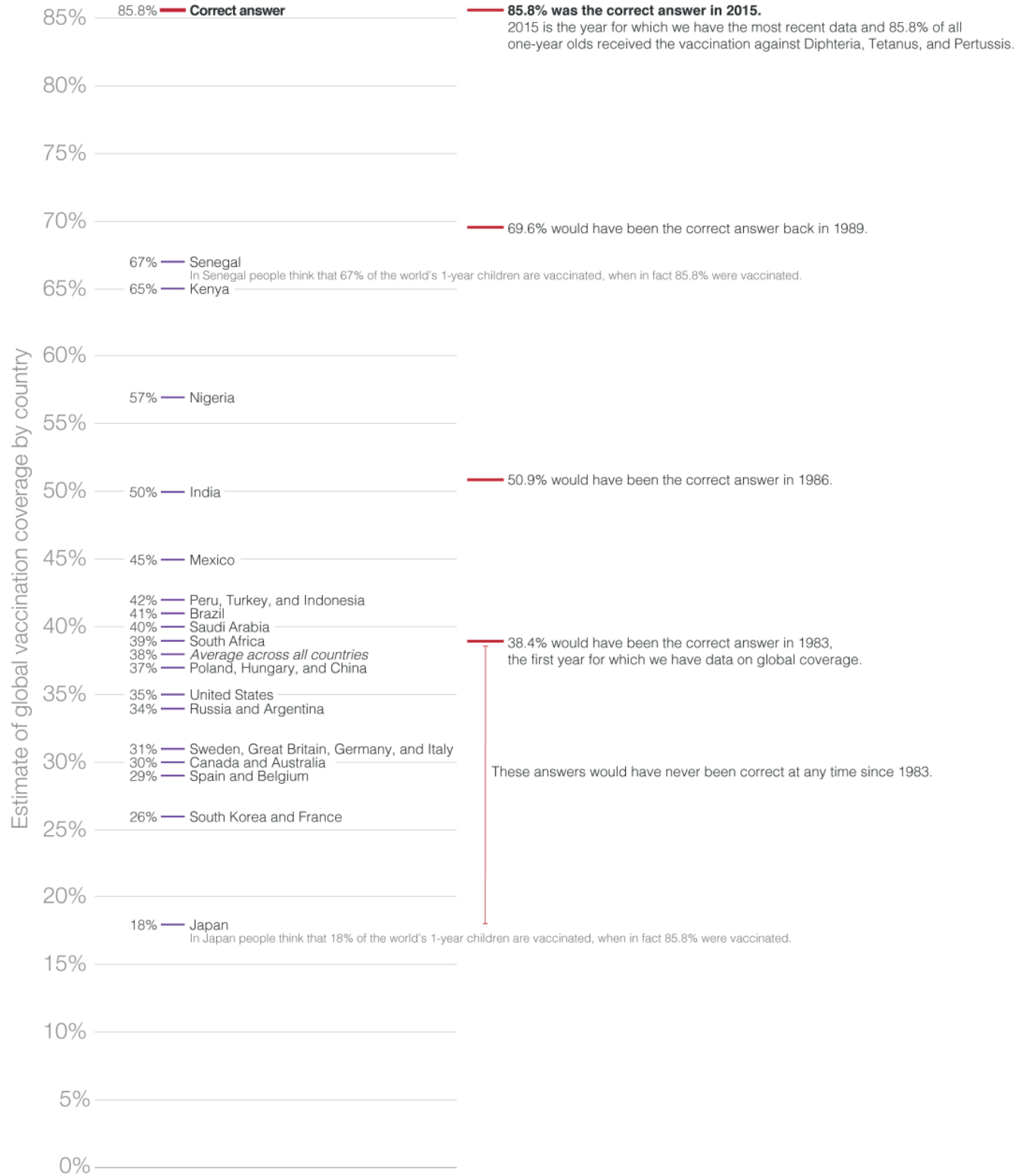
Comment

We hugely underestimate global vaccination coverage



Shown on the left is what people in different countries answered when in 2017 they were asked: "How many of the world's 1-year old children today have been vaccinated against some disease?"

Shown on the right is how outdated these answers are – in most countries people estimate that the global vaccination coverage today is as low as it was more than three decades ago.



Data: Survey results: Ipsos – Perils of Perception. September 2017. Based on 26,489 interviews conducted between July 21st and August 25th, 2017.

Vaccination data on DTP3 coverage from the WHO.

The data visualization is available at OurWorldinData.org. There you find research and more visualizations on this topic.

Licensed under [CC-BY-SA](https://creativecommons.org/licenses/by-sa/4.0/) by the author Max Roser.

HOW MANY PEOPLE SUPPORT VACCINATION ACROSS THE WORLD?

The London-based research charity The Wellcome Trust published their Wellcome Global Monitor in 2019 on attitudes to science and major health challenges. It is the world's largest study of its kind, surveying over 140,000 people from over 140 countries. As part of the Gallup World Poll, the 30-question survey ran during 2018.²⁵

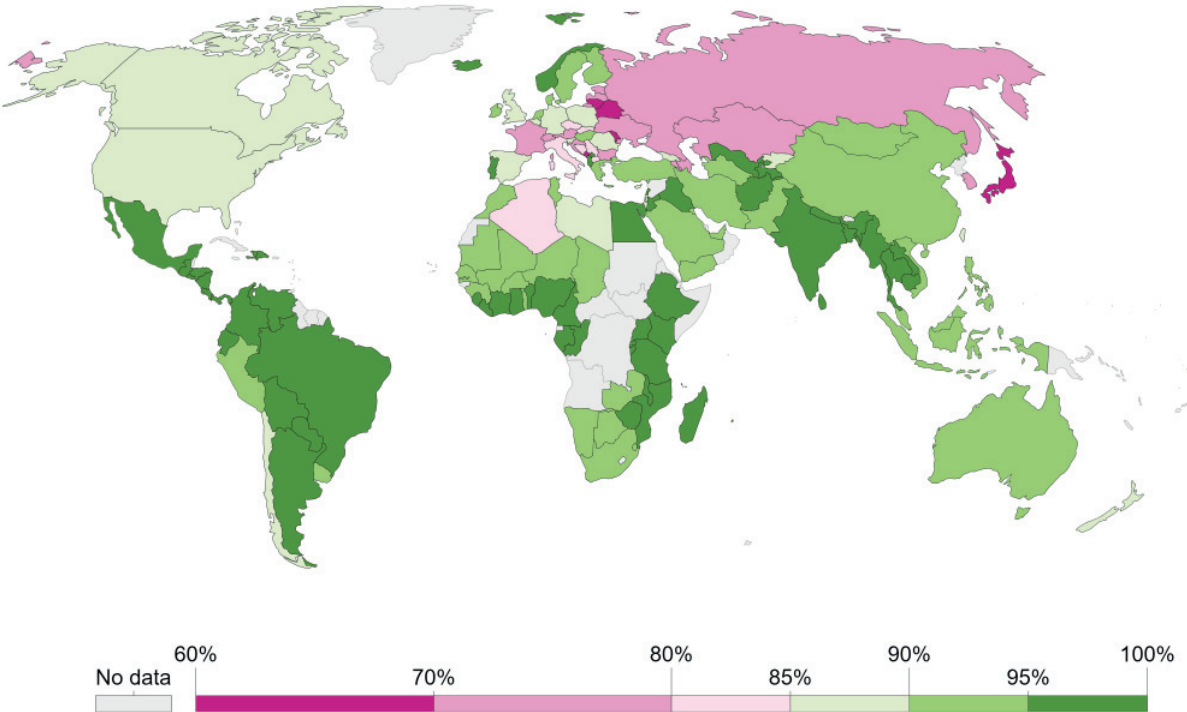
The Wellcome Trust survey asked three core questions related to attitudes to vaccines: do people think that vaccines are important for children to have; do they think vaccines are safe; and do they be-

lieve vaccines are effective. Most people in the world think vaccines are important for children to have more than 9-in-10 people in the world (92%) think that vaccines are important for children to have. How support varies across the world is shown in the map. We see high support for vaccination across almost all countries. In most countries over 80% of respondents think child vaccination is important, in many countries it is over 90% who think so.

There is a visible North-South divide in attitudes: support is highest across South

Share that agrees that vaccines are important for children to have, 2018

The share of people who responded that they "strongly agree" or "somewhat agree" with the statement 'Vaccines are important for children to have'.



Source: Wellcome Trust Global Monitor (2019)

OurWorldInData.org/vaccination • CC BY

Asia at 98%; 97% in South America; 94% in Northern Africa; and 92% in Southern Africa. Support is still high, but lower across North America (87%); Western Europe (83%) and Eastern Europe (80%). Of those surveyed in Venezuela, Palestine, Ethiopia and Northern Cyprus thought vaccines were most important: 100% were in favour.²⁶

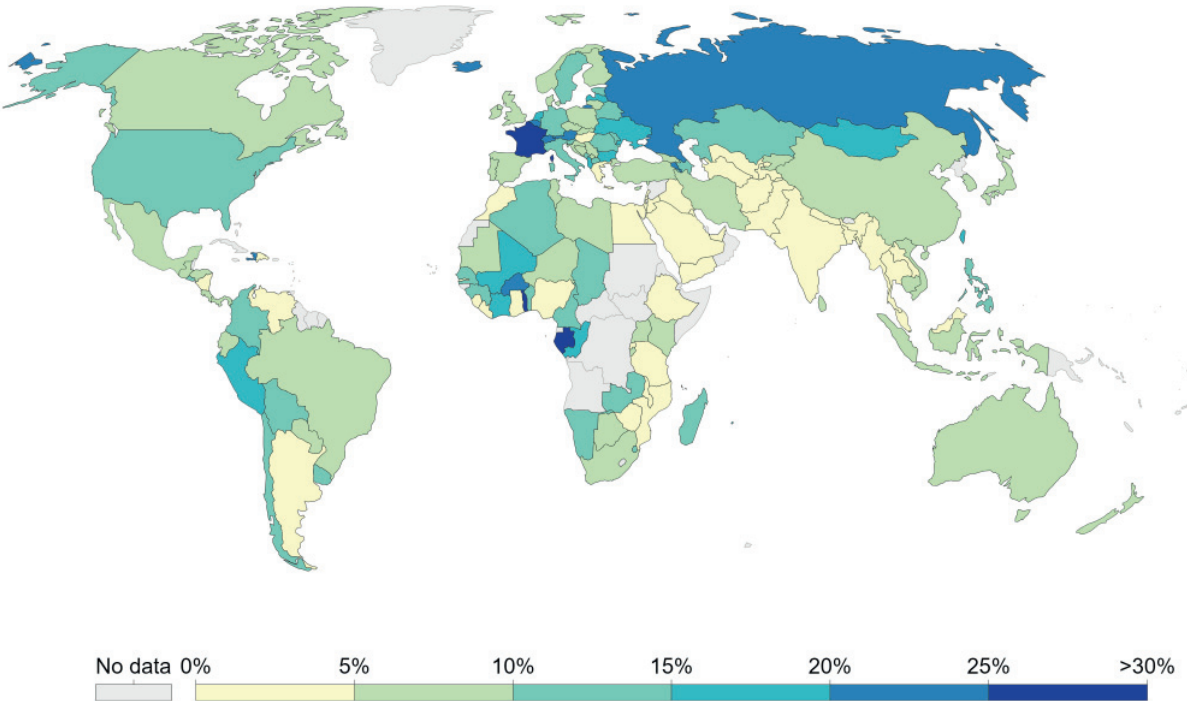
MOST PEOPLE IN THE WORLD THINK VACCINES ARE SAFE, BUT MISTRUST IS HIGH IN SOME COUNTRIES

Some parents may not agree for children to be vaccinated if they think vaccines are unsafe or could potentially cause side-effects which are worse than the benefits. How prevalent are these safety concerns?

Globally, a small share of people disagree that vaccines are safe. Only 7% of respondents across the world said they “strongly disagree” or “somewhat disagree” with the statement ‘Vaccines are safe’. In many countries these concerns are very low: in

Share that disagrees that vaccines are safe, 2018

The share of respondents who responded "strongly disagree" or "somewhat disagree" to the statement 'Vaccines are safe.'



Source: Wellcome Trust Global Monitor (2019)

OurWorldInData.org/vaccination • CC BY

Bangladesh, for example, less than 1% disagree that vaccines are safe. In neighbouring India, only 2% disagree. We see this distribution across the world in the map.

Trust in vaccines is not high everywhere. There are some clear outliers. The French were most skeptical: 1-in-3 disagreed that vaccines were safe. Many in neighbouring Switzerland and Belgium were also very skeptical: more than 20% disagreed. Other countries with high mistrust of vaccine safety were Gabon (26%); Togo (25%); Russia (24%); Austria (21%), and Iceland (21%).

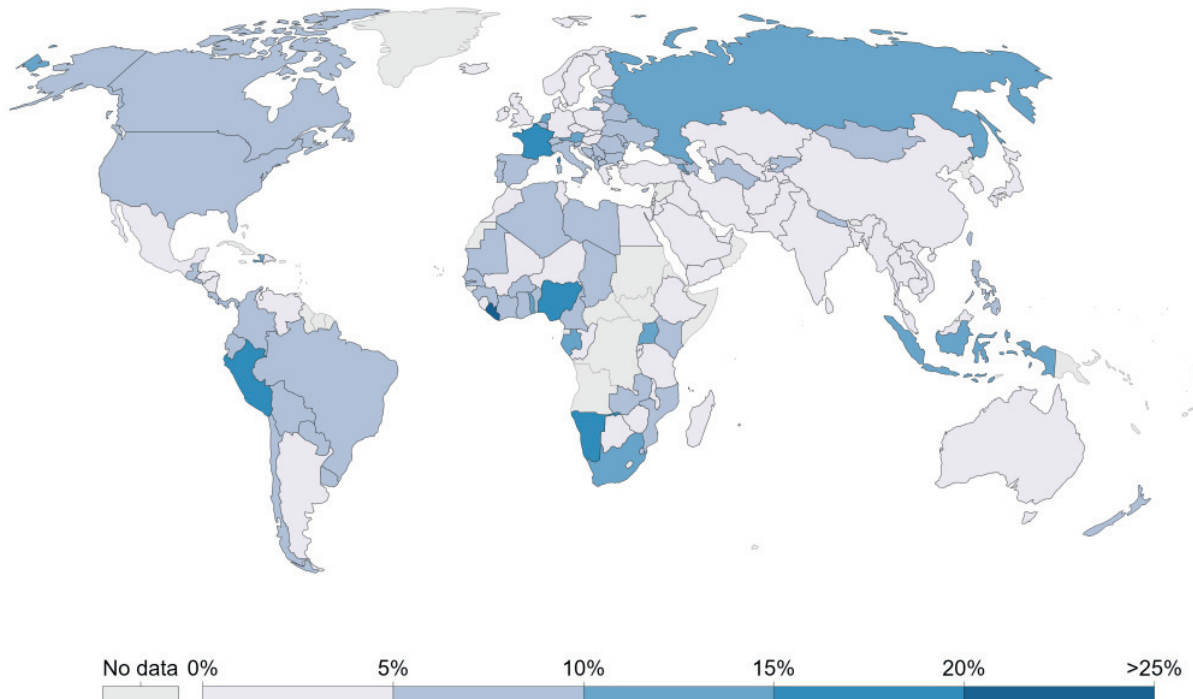
ONLY 5% OF RESPONDENTS GLOBALLY DISAGREE THAT VACCINES ARE EFFECTIVE BUT SKEPTICISM IS MUCH HIGHER IN SOME COUNTRIES

In response to the statement 'Vaccines are effective', only 5% of respondents across all surveyed countries said they "strongly disagree" or "somewhat disagree". The vast majority of people do not think of vaccines as ineffective.

But, as with the other surveyed questions, this varies significantly across countries. We see this in the map. In some countries, very few respondents disagreed: less than

Share that disagrees that vaccines are effective, 2018

The share of people who responded "strongly disagree" or "somewhat disagree" to the statement 'Vaccines are effective'.



Source: Wellcome Trust Global Monitor (2019)

OurWorldInData.org/vaccination • CC BY

1% in Bangladesh and Egypt; 2% in India and Ethiopia; and 3% in China, Germany and the UK. Liberia is most skeptical with 28% disagreeing that vaccines are effective. But skepticism was also high in France (18%); Namibia (16%); Nigeria (16%); and Peru (15%).

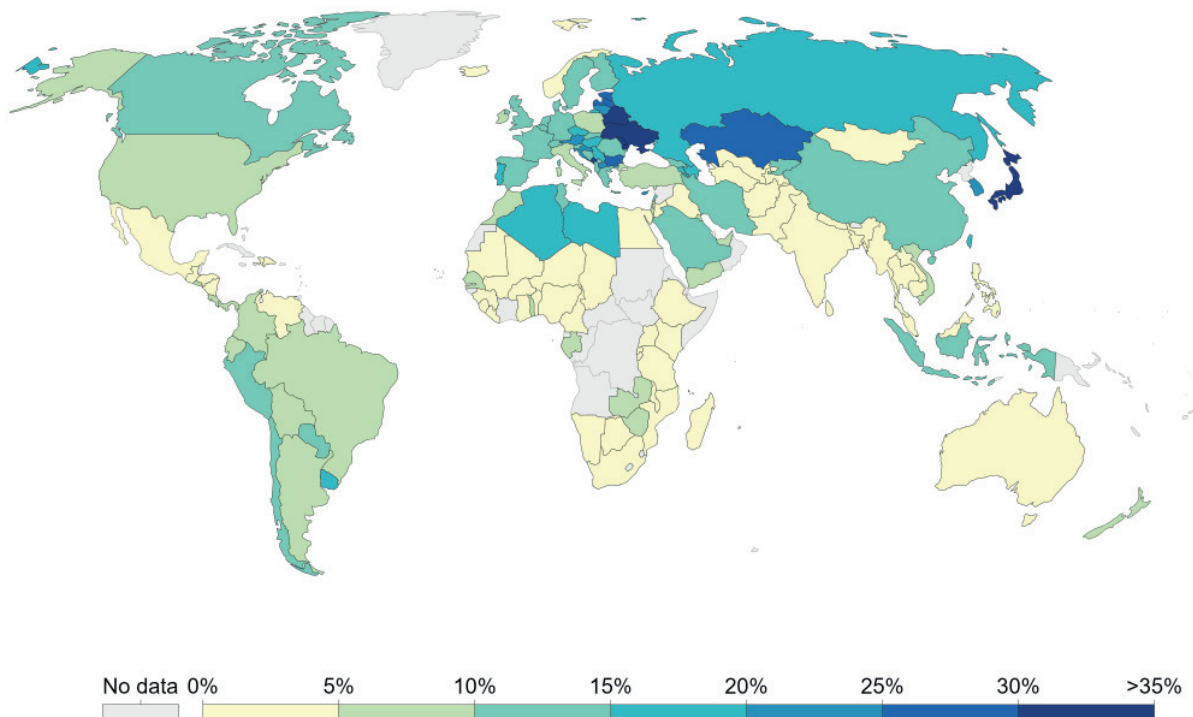
IN SOME COUNTRIES MANY PEOPLE ARE UNDECIDED ON VACCINATION

The finding of the Wellcome Trust of mostly very positive attitudes towards vaccines – a health intervention that saves millions of lives and eradicated one of the worst diseases humanity ever faced – is a very positive finding.

But there is a concerning finding which is hidden when we look only at agreement and disagreement to the questions in the Global Monitor. Take Japan as one example. Only 66% of Japanese respondents thought vaccines were important for chil-

Share that neither agrees nor disagrees that vaccines are effective, 2018

The share of respondents who answered "neither agree nor disagree" with the statement 'Vaccines are effective'.



Source: Wellcome Trust Global Monitor (2019)

OurWorldInData.org/vaccination • CC BY

dren to have – very low in comparison to other countries. But few disagreed that vaccines were safe (only 8%) and disagreed that they're effective (only 3%). If few people thought they were unsafe and ineffective, why would support for vaccines be so low?

Many Japanese respondents did not answer either way. 28% answered “neither agree nor disagree” to whether child vaccination is important; 55% to the question regarding the safety of vaccines; and one-third were undecided on their effectiveness. It's difficult here, without further questions, to fully interpret the opinions of those in this undecided category: maybe they had no opinion; or they thought vaccines could be safe or effective in some cases, but not all; or some vaccines were safe but others were not. With this data, it's impossible to fully understand their reasoning.

This stance was common across several other countries, as we see in the map.

While being undecided or divided is perhaps less concerning than denialism on the importance, safety and effectiveness of vaccination, it nonetheless suggests that many are unaware of the massive role vaccines have played in eradicating diseases, and saving lives across the world.

The success story of vaccines is one we don't tell often enough.

It's also true that people in the 'neither' group may be more likely to be convinced by arguments that are put forward by those who deny the safety, effectiveness and

importance of vaccination. In a related post we take a look at why denialism around vaccination exists, and what is effective in addressing it.

DOES VACCINE SKEPTICISM AFFECT IMMUNIZATION COVERAGE?

The crucial question to ask when considering the importance of vaccine skepticism is: does it actually have an effect on behaviour? Does it really affect the share of children who are vaccinated?

In the chart we see the comparison of vaccination rates – here as the share of children who were immunized against diphtheria, pertussis and tetanus (DTP) in 2015, the latest year available – to the share of respondents in a given country who disagreed that vaccines are safe.

You can also see this relationship for measles vaccine coverage.

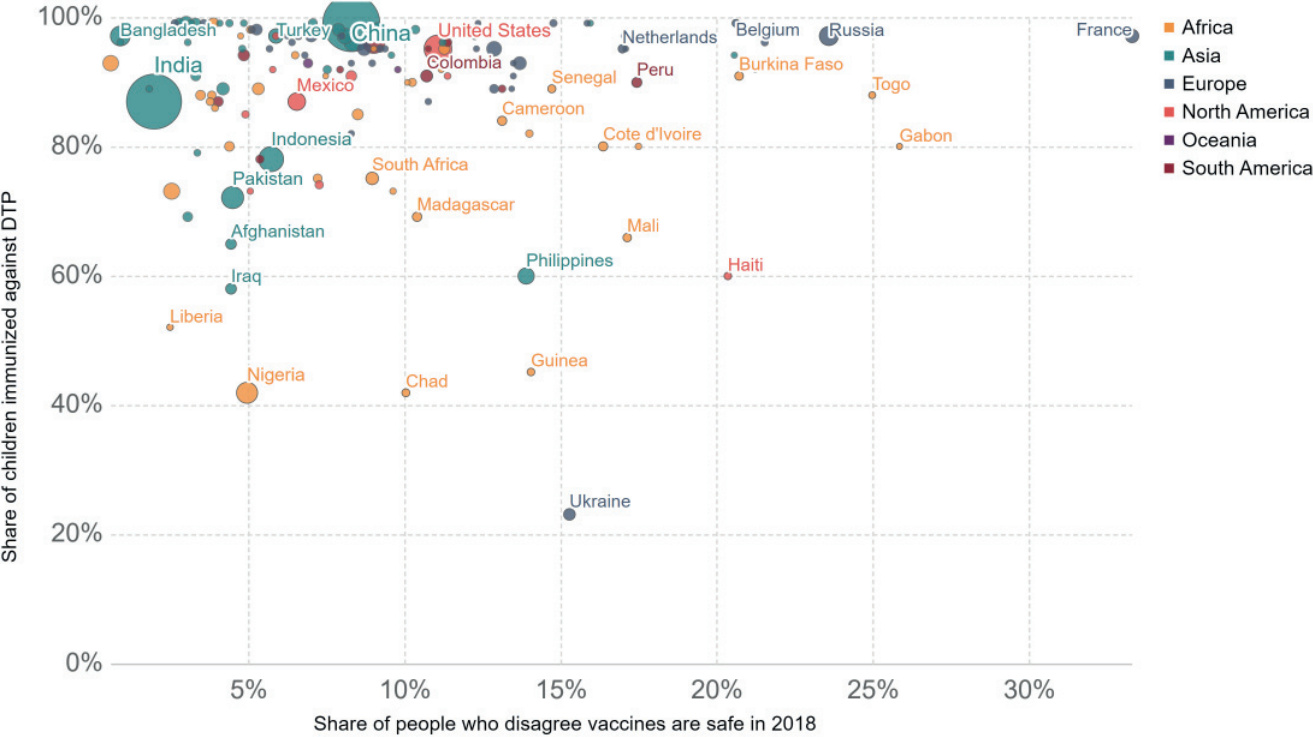
Overall we see that widespread public concern for vaccine safety does not appear to be strongly correlated with vaccination rates. While one-third of the French public disagrees with their safety, 97% of children in France are vaccinated.

There are numerous other reasons, however, why vaccination rates in some countries are low: in low-to-middle income countries

Immunization against DTP vs. perception of the safety of vaccines



The share of children (12-23 months) immunized against diphtheria, pertussis (whooping cough), and tetanus versus the share of respondents in a country who "strongly disagree" or "somewhat disagree" with the statement: "Vaccines are safe".



Source: World Bank; Wellcome Trust (2019)

OurWorldInData.org/vaccination • CC BY

the availability, affordability and access to vaccines can be poor. Having low coverage rates often doesn't reflect the population's view of them. As the chart shows, in many poor countries the situation is the opposite as in France: the vast majority of the population considers vaccine safe, but only about every second child receives the DTP vaccine.

One country which stands out is Ukraine: there we see that vaccination rates are uncharacteristically low for its income level – less than 1-in-4 children receive the DTP vaccine. Skepticism of vaccine safety in Ukraine is high at 15%. Is there evidence that skepticism is reflected in cases and deaths from vaccine-preventable diseases?

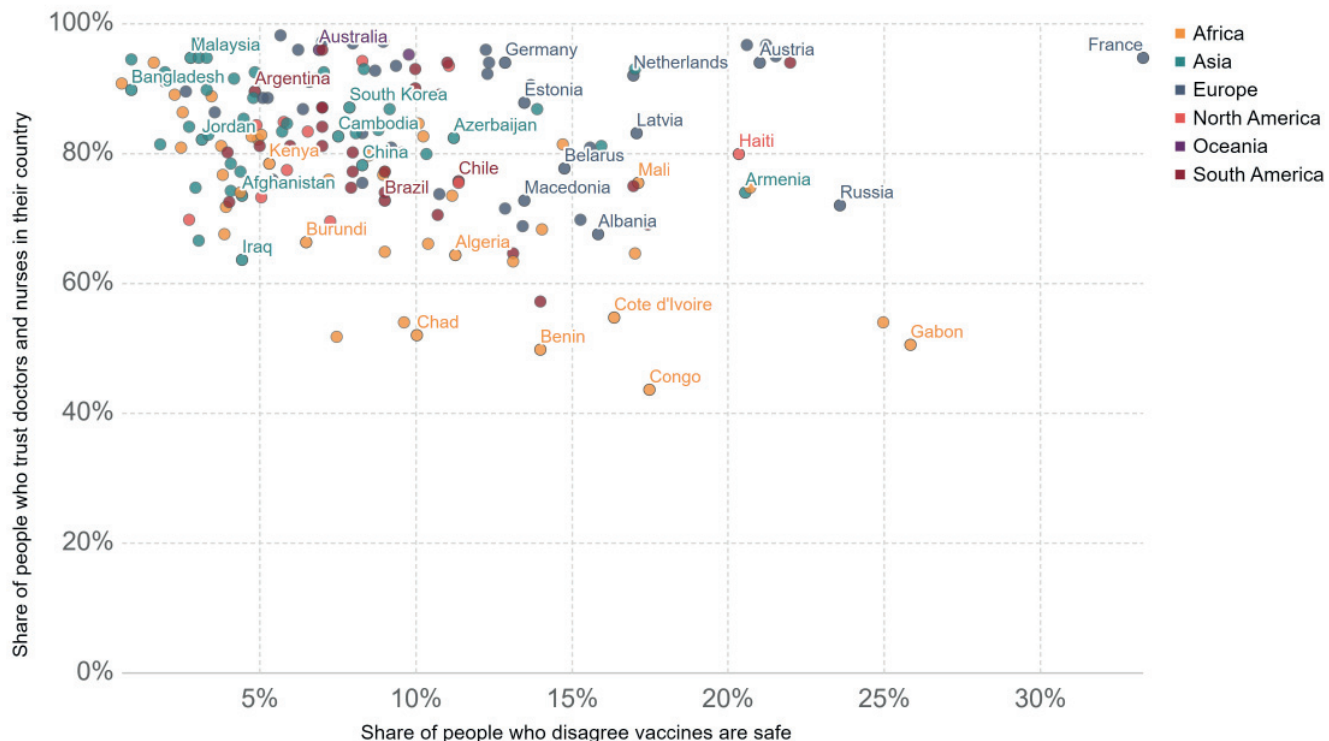
Over the last few years there has been a reported rise in the number of measles cases in countries which had previously been close to eliminating the disease. In Europe, for example, there were more than 34,000 cases of measles in the first two months of 2019 alone. Ukraine accounted for the majority (more than 70%) of these cases. And here as well as in Albania and Romania some measles cases led to the death of children.

The visualization shows the relationship between the share of people who trust doctors and nurses in their country and share who disagree that vaccines are safe. Overall we see that countries with higher levels of distrust in the safety of vaccines tend to

Trust in doctors and nurses vs. disagreement vaccines are safe, 2018



The share of people who responded "a lot" or "some" to the question "How much do you trust doctors and nurses in your country? Do you trust them a lot, some, not much, or not at all?". This is measured against the share of people who answered "strong disagree" or "somewhat disagree" to the statement "Vaccines are safe."



Source: Wellcome Trust Global Monitor (2019)

CC BY

also have less trust in health professionals.

There are however some outliers: France has relatively high trust in health staff, but are most mistrusting of vaccine safety.

Health officials are worried that skepticism of vaccination will begin to translate to lower vaccination rates. One reason being attributed to higher skepticism is the spread of misinformation on social media.

Social media firms do have a responsibility for dealing with misinformation and need to consider how to react carefully. Currently, social and online media companies are being asked by politicians in the US and UK to ban or control anti-vaccination messaging. Banning or strict control could reduce the exposure to such messages but does not solve the root problem: the public are asking questions about vaccines and are looking to find answers online. A worry is that banning certain sorts of information and groups will fuel suspicion and only drive activity elsewhere.

Nonetheless, demands on social media firms to act is increasing. A request for action by Adam Schiff to the CEOs of Google and Facebook sparked a cascade of responses. In an open letter, he asked for action against vaccine misinformation and similar demands have been made since, from the UK Health Secretary Matt Hancock among others.

VACCINE POLICY: WHAT DETERMINES IF VACCINATIONS ARE COMPULSORY?

Countries vary in whether vaccination is compulsory, mandatory (required according to specific mandates), or voluntary. Navin and Largent (2017) provide a helpful distinction between these policies. A compulsory policy is when refusing vaccination is illegal, while mandatory vaccination when certain goods and services are limited for not vaccinating.²⁷

Which policy is followed has depended much on historical legacy, which becomes clear when one considers some of the different regulations and their history around the world:

Compulsory vaccination: Many Eastern Bloc countries introduced compulsory vaccination during the communist era. Vaccination was previously compulsory in Romania for example and after a drop in vaccination rates the country is going through the process of reintroducing compulsory vaccination. The same is true for Italy and also France, which had compulsory vaccination for three diseases but increased this number to 11 in January 2018 in response to a drop in vaccination rates.

Mandatory vaccination: Some countries, such as the United States, have mandates for vaccination where a child is required to be vaccinated to enter state school or daycare. An early case in the US paved the way for state jurisdiction to protect public health in light of personal liberty.²⁸ In



YOUTUBE.COM

How Mercury Causes Brain Neuron Damage - Uni. of Calgary

How Mercury Causes Brain Neuron Degeneration University of Calgary...

5 Comments 19 Shares

Like Comment Share



When you go to the doctor and have to sign that little paper for consent, maybe you should read it a little closer, talks about how these shots for whatever are not a guaranteed and may not work, but however you did just get pumped with aluminum solfrate and aborted baby parts and eagle brains, so have a nice day o yeah and if your arm swells up that is normal k bye

Like · Reply · 2w

3.4K



Vaccine Education Network : Natural Health Anti-Vaxx Community

July 24, 2019



NATURALNEWS.COM

Big Pharma vaccine billionaire just bought the LA Times... yet another example of the media being run by pharma

41

8 Comments 41 Shares

Like Comment Share



DeplorableKitty @garylasereyez

Vaccines have killed more people, mostly children, than the corona virus.

5:53 PM · Mar 15, 2020 · Twitter for iPhone

4 Retweets 32 Likes



Elspeth M. @Miss_Elspeth · Mar 10 #ProLife #Vaccines



2



8



STORIES

February 24 at 20:27

Hey all just curious to know, if there is any connection between getting vaccinated and diabetes? I was diagnosed at the age of 5 and have had this for 11 almost 12 years.

Thankyou everyone for all the info!

Like

Comment

22

View previous comments




You have type 1? That's listed as a side effect, in fact before vaccines kids never had diabetes.

Like · Reply



Yes type 1. Wow! It's really mind boggling to see how things have changed since vaccines.

Like · Reply



With three unvaccinated adult children and three unvaccinated grand daughters, all extremely healthy. I will continue to question everything I put into my body as they will. There is plenty of evidence to show us that "playing God" with human body and with our planet is dangerous. The human body is self developing, self maintaining and self healing. It needs no help just no interference.

Like

Comment

Share

Jacobson v. Massachusetts (1905) the Supreme Court ruled that states have the authority to require vaccination against smallpox during a smallpox epidemic. Since then the US has had a history of school vaccination requirements. The increased number of children in public schools as a result of the compulsory school attendance law led to an increased risk of smallpox outbreaks, through close contact in large crowded classrooms.²⁹ Similarly in Australia two policies penalize parents for not vaccinating their children. The 'No jab no play' policy removed unvaccinated children from state-sponsored childcare. The 2016 'No jab no pay' policy removes state welfare by not providing the universal 'Family Allowance' welfare payments for parents who are conscientious objectors of vaccination.

Voluntary vaccination: Some countries where vaccination is voluntary had early pushback against vaccination, as in the UK and the Netherlands. In 1853 a law was passed in England and Wales requiring universal vaccination against smallpox, but opposition from anti-vaccinationists led to laws being passed to allow for conscientious objection.³⁰

Vaccination requirements for country entry: For countries in Africa and South America where yellow fever is endemic or where the mosquito vector is present a certificate of proof of vaccination is required. Only then will the country issue a visa upon entry to that country to prevent importation of this disease (particularly if travellers come from, or have visited other yellow fever endemic areas).³¹ In past centuries (17th to 19th), yellow fever was transported to North America and Europe, causing large out-

breaks that disrupted economies and development, and in some cases decimated populations. Throughout the 18th and 19th century, yellow fever was among the most feared diseases in the ports of the Old and New World. Saudi Arabia is the only country that requires the additional vaccinations of meningococcal disease and polio for pilgrims visiting Mecca.

DOES IT WORK TO MAKE VACCINATIONS COMPULSORY?

Whether compulsory vaccination results in improved vaccination rates is not a straightforward question to tackle because it is highly dependant on country context, historical circumstance, cultural and social norms, as well as the practicalities of implementing and enforcing such a law.

Certainly in Eastern Bloc countries when the vaccination law was compulsory, vaccination rates have been high but it is unclear whether to attribute this to the law or the behaviours and mechanisms of compliance under communist rule. Certain vaccinations have historically been compulsory such as smallpox, polio, and yellow fever. Here vaccination rates have also been high but it also encouraged organised opposition to vaccination and public discontent. This is a major concern for public health authorities that a relationship of trust, between governments and citizens is threatened (particularly for health where a rhetoric of self-responsibility, personalisation, and choice is encouraged).

There are countries with high vaccination

rates without compulsory vaccination and governments do not want to disrupt public trust and self-responsibility by making vaccination compulsory, particularly if it is not seen as needed. It has been argued that high coverage has been achieved through “other approaches or efforts” and so acceptance of compulsory vaccination might be problematic in countries such as Sweden, Norway, Denmark, the Netherlands, and the UK.³²

In recent years governments have acted in response to epidemics to make vaccinations compulsory, as we have seen for 2017-18 with compulsory vaccinations in France, Italy, Germany, and Romania.

One country where we can see the effect of variation in vaccination policy is the US. In the US states decide what vaccine exemptions are permitted for children who receive education in schools or use daycare. Public schooling unfortunately means that schools are sites of epidemics for childhood diseases, which is the reason such vaccination laws are required.

In individual states exemptions are granted for medical reasons but many states also allow for philosophical, personal belief or religious exemptions. Only three states – Mississippi, West Virginia, and California – only allow for medical exemption. Californian immunization rates have increased following a new Senate Bill SB 277 in 2015 to remove non-medical exemptions to vaccination.

The chart here shows vaccination coverage and what exemptions are allowed for each state. Fewer exemptions generally

mean higher vaccine coverage. Indeed, Mississippi does often top the list as having the highest vaccination rates because only medical exemptions are allowed in the state. But starkly, Mississippi residents are also consistently the unhealthiest and poorest in the entire country. Health outcomes are very poor and many residents cannot afford healthcare (the state has the highest percentage without health insurance in 2017). So perhaps it is unsurprising that residents accept subsidized vaccinations that are required for access to childcare and state schools.

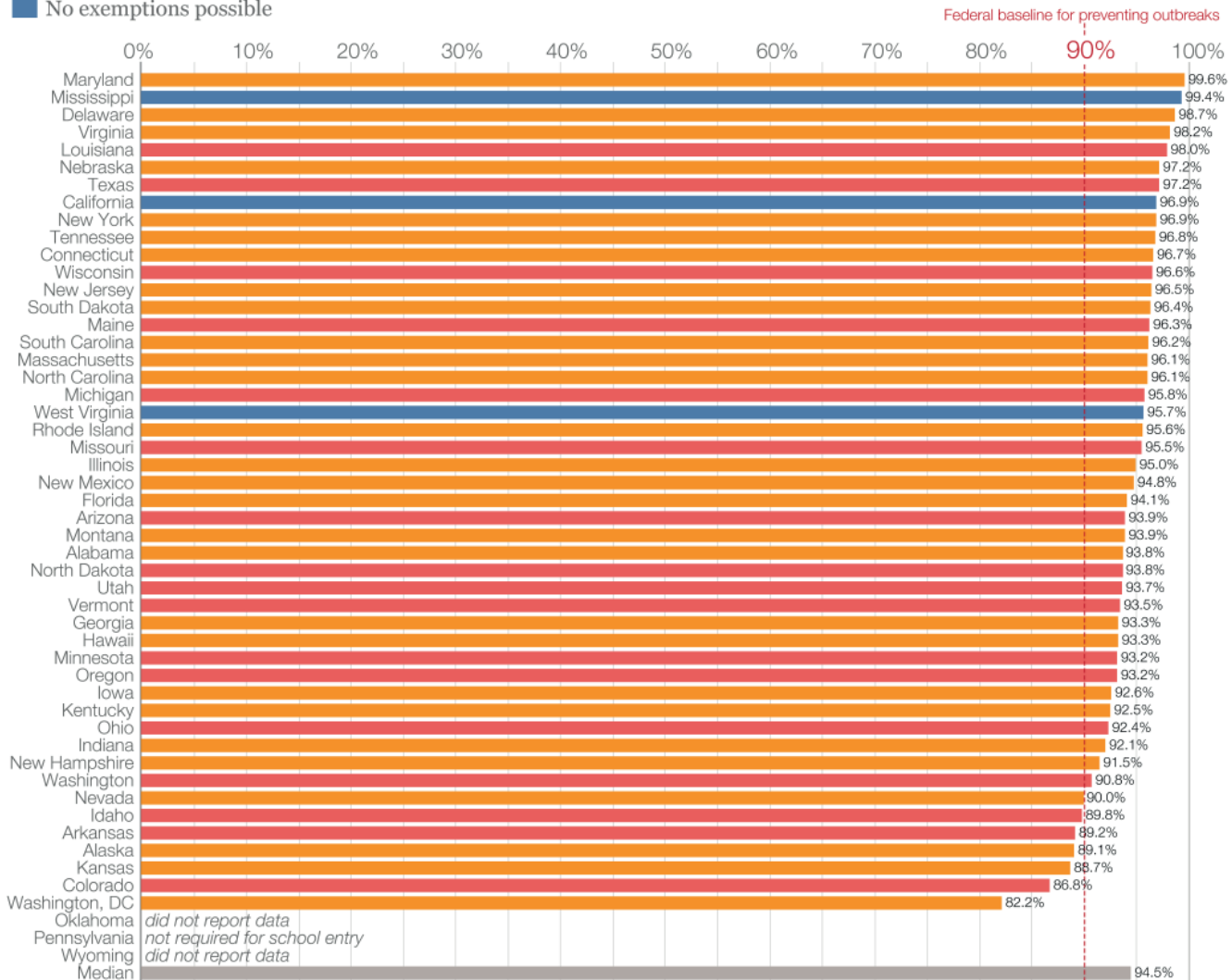
Vaccination coverage of children, by US state in 2016/17



Share of kindergarten children covered with five doses against Diphtheria Tetanus, and Pertussis.

The color of the bar indicates which exemptions from the required vaccination are possible:

- Religious and philosophical exemptions possible
- Only religious exemption possible
- No exemptions possible



Data: Vaccination coverage: *School Vaccination Assessment Report*, 2016-17 school year; National Center for Immunization and Respiratory Diseases.

Estimated vaccination coverage with five doses of Childhood Diphtheria toxoid, Tetanus toxoid, acellular Pertussis (DTaP) vaccination for kindergartners (typical age range: 4–6 years).

Exemptions: Immunization Action Coalition – *Exemptions Permitted for State Immunization Requirements*; LexisNexis; StateNet 2017

The data visualization is available at OurWorldinData.org. There you find research and more visualizations on this topic.

Licensed under [CC-BY-SA](https://creativecommons.org/licenses/by-sa/4.0/) by the author Max Roser.

Vaccination coverage of children, by US state in 2016/17³³

VACCINE SUPPLY

Supply constraints have caused problems for country access to vaccination. One-third of 194 countries have run out of a vaccine for a month or longer – according to data submitted to WHO and UNICEF – and this includes both high- and low-income countries. In the US, the Centers for Disease Control and Prevention (CDC) stated that reasons for shortages were multi-factorial and included “...companies leaving the vaccine market, manufacturing or production problems, and insufficient stockpiles”. In 2018, it was reported that shortages where supplies of vaccines were critically low included those that target yellow fever, hepatitis B, cholera, meningitis C, diphtheria, whooping cough, tetanus, hepatitis A, and tuberculosis.

Concerns about the supply of vaccines in an epidemic or pandemic have been raised. For example, the supply of yellow fever vaccine was limited for the outbreak in Angola in 2016 leading to the recommendation of a fractional dose to extend existing supplies.³⁴

Laurie Garrett argues that because the drug had become so cheap (60 cents for each vaccine 2008) few companies had an incentive to produce it and world stocks of the vaccine were nearing zero, forcing the WHO to dilute donated vaccines from countries like Brazil (which sent 18 million doses) by 5 to 1 with the hope they would still be sufficiently effective.

Romania experienced a situation of parallel vaccine exports in 2016 where more vaccines were exported than was supplied to

meet the country’s needs. A shortage of the measles, mumps, and rubella (MMR) vaccine was partly responsible for the measles outbreak in 2016-17.³⁵

In Venezuela, a country experiencing an economic crisis, there are severe shortages of medicines, including vaccines, which has led to an estimated one million unvaccinated children and the re-emergence of diseases such as diphtheria and measles.

THE COST OF VACCINES

There are five big pharmaceutical companies³⁶ that account for 80% of vaccine production: Sanofi Pasteur, GlaxoSmithKline, Merck, Pfizer, and Novartis.³⁷

Many vaccines are only provided by one or two suppliers. For newer vaccines there are often particularly few suppliers due to the high investment needed to develop a vaccine.³⁸ As one would expect from competition, the WHO reports that when vaccines are produced by a greater number of suppliers it leads to a decline of the prices of those vaccines.³⁹ In the past vaccines were often viewed as less profitable products for pharmaceutical companies, which led to

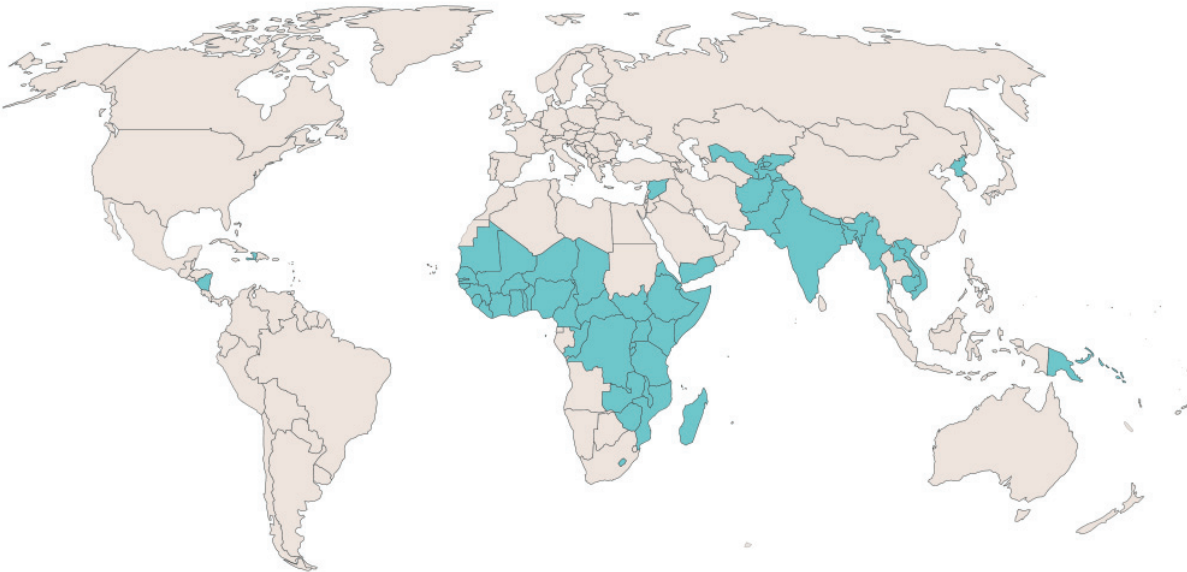
a lack of investment and some companies pulling out of production altogether.⁴⁰

But this has changed as the revenue of the global vaccines market has increased and richer country governments and insurance companies have been willing to pay more for new vaccines.

In addition, growing economies such as India and China are investing more in vaccines as well as developing their domestic manufacturing capacity. Poorer countries now have Gavi to help governments pool resources and make advance purchase commitments.⁴¹

GAVI supported countries, 2019

GAVI provides financial and expert knowledge support for countries to access new and underused vaccines.



■ GAVI eligible ■ GAVI not eligible

Source: Global Alliance for Vaccines and Immunizations (GAVI) OurWorldInData.org/vaccination • CC BY
Note: GAVI provides support to countries based on their Gross National Income (GNI). In 2019 support was given to countries with GNI per capita equal or below US\$1,580 over the past three years.

Gavi is an international organisation created in 2000 to bring together public and private sectors, with the goal of equal access to new and underused vaccines for children in poorer countries. It subsidizes vaccines that otherwise would not be affordable for low-income countries. In addition to subsidizing vaccines themselves, Gavi offers vaccine introduction grants, which help to cover the costs of introduction of new vaccines into routine immunization schedules. The map here shows which countries are eligible for GAVI support.

Some vaccines still remain expensive. For example, the pertussis vaccine is available in two versions: whole cell (wP) containing the whole pertussis bacterium or acellular (aP) which contains a part of the pertussis bacterium. The pertussis vaccine is often combined with diphtheria and tetanus to produce either a DTwP or DTaP vaccine.⁴²

DTaP is slightly more expensive; it is sometimes called 'the painless vaccine' because it causes less of a local reaction and pain but should not be given to children over the age of seven.

However, DTwP has been shown to be more efficacious at preventing the trans-

mission and spread of disease to unvaccinated people and to those with weak immunity.

New vaccines tend to be more expensive as they are under patent protection. For example when the HepB vaccine was developed many lower income countries could not afford to pay \$30 per dose.⁴³

Today there is often a differentiation between the prices paid by countries as shown in the small table.

Price differences for vaccines between the US and developing countries⁴⁴

Vaccine	Cost per dose in a developing country	Cost per dose in the US
HepB	\$0.58 - 13.20	\$50 - 100
BCG	\$0.16 - 1.11	\$100 - 200
Yellow fever	\$4.30 - 21.30	\$50 - 100

WHY DO VACCINE SCHEDULES DIFFER?

THE CHICKENPOX EXAMPLE

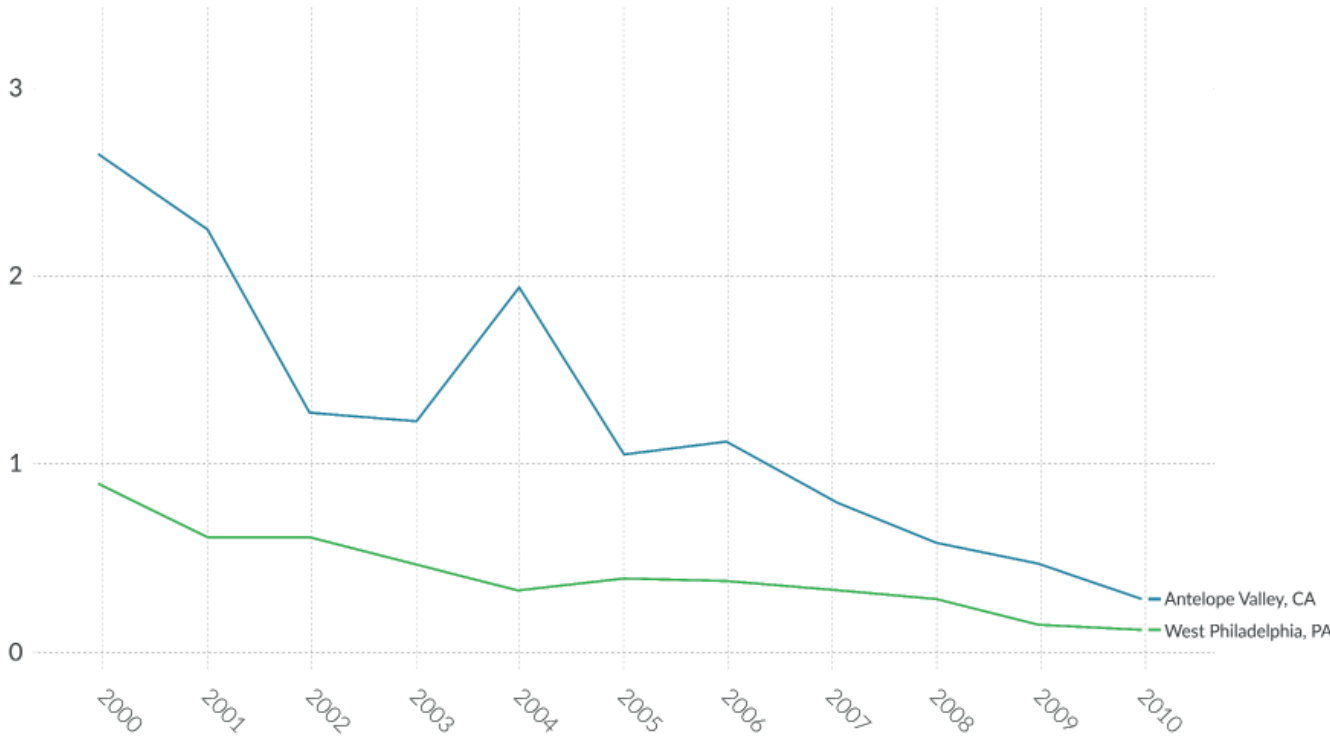
Chickenpox (varicella) is an example of a vaccine that some countries adopt into their routine childhood vaccination schedules, while others do not. The question that follows is why there is a difference in opinion for introducing widespread uptake of a vaccine or not. Japan was one of the first countries to adopt universal chickenpox vaccination.⁴⁵

Australia, Canada, Germany, Qatar, Republic of Korea, Saudi Arabia, Taiwan, Uruguay, U.S., Italy (Sicily only) and Spain (Ma-

drid only) followed afterwards and adopted universal chickenpox vaccination. When extreme cases of chickenpox have occurred there have been calls for the vaccine to become available for free through the National Health Service in the UK. However, most European countries do not vaccinate against chickenpox, except for 'at risk' groups. The main reason for not adopting universal vaccination is the high cost. Additional supporting justifications are that it is usually a mild disease and the benefit of fewer cases of shingles – as explained

Chickenpox incidence in two US counties, 2000-2010

The annual number of new chickenpox cases per 100,000 people.



Data: Bialek, Perella et al. (2013)- www.Pediatrics

OurWorldinData.org – Research and data to make progress against the world's largest problems.

Licensed under CC-BY by the authors

here. The Centers for Disease Control and Prevention in the US ran the Varicella Active Surveillance Project (VASP) from 1995 through to 2010 to monitor the impact of the varicella vaccination program and the key finding is shown in the chart. The coverage of the vaccine in Los Angeles County rose from 37.9% in 1997 to 95.1% in 2010, and in Philadelphia from 41.2% in 1997 to 94.6% in 2010 (one-dose vaccinations for children between 19 and 35 months of age). By 2010, varicella incidence declined by 98% in Antelope Valley (California) and West Philadelphia (Pennsylvania) compared with 1995. Outbreaks and hospitalizations also decreased rapidly. From 1995 to 1998, hospitalization rates ranged from 2.2 to 3.3 per 100,000 population but by 2006-2010 this had declined to 0.2 per 100,000 in Antelope Valley and 0.5 per 100,000 in Philadelphia.

Chickenpox is an example that can also help to answer the question of whether better hygiene or vaccination are in fact responsible for the reduced rates of disease. Although both are important, a more recently adopted vaccination such as chickenpox can demonstrate the effects of vaccination in reducing the rate of disease after the importance of hygiene was discovered and became a preventative measure against disease. As hygiene standards already reached high levels, the additional benefit of the vaccine is confirmed. The impact on disease rates demonstrate it is not hygiene but vaccination that reduced the incidence of chickenpox so dramatically in the US.

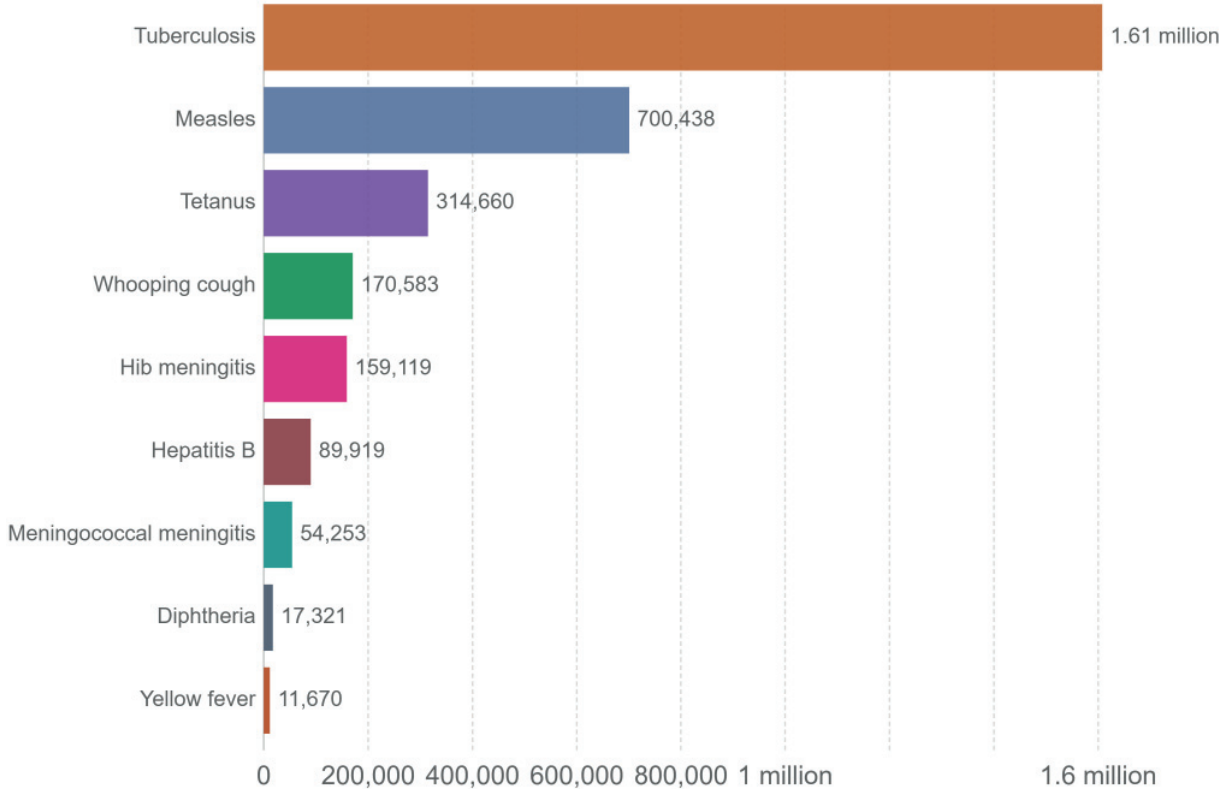
COVERAGE, IMPACT, AND POTENTIAL: DISEASES PREVENTABLE THROUGH VACCINATION

The chart shows the number of global deaths caused by some of the most common and serious vaccine-preventable diseases.

list of 26 diseases for which vaccines are available – including Japanese encephalitis, pneumococcal disease, varicella/chicken pox, HPV, Hepatitis A and rotavirus.

By selecting 'change country' it is possible to see this change for any country in the world and extending the timeline will let you see the change in deaths over time. There are more diseases for which vaccines are available now and even more are under development currently. The WHO publishes

Deaths caused by vaccine-preventable diseases, World, 1990



Source: IHME, Global Burden of Disease Study (2017)

OurWorldInData.org/vaccination/ • CC BY



LotusOak
@LotusOak2

CENSORED #VACCINE FACTS

Check and decide is this safe enough for your baby.

#LearnTheRisk #VaccineInjury #InformedConsent

CENSORED VACCINE FACTS

Is this safe enough for your baby?

- 1986 National Childhood Vaccine Injury Act (NCVIA) removed liability from manufacturers (Pharma) You can't sue them if your child is harmed.
- FDA was recently sued, forced to admit in court vaccines never tested in pregnant women, meaning FDA has no idea what vaccines do to babies. The science does not exist.
- CDC still recommends flu shot for pregnant women after their own study shows 7.7 x's more miscarriages after flu shot CDC has blocked his testimony
- CDC Whistleblower Dr. William Thompson *Admits his 2004 MMR study hid 340% Autism increase due to vaccines.*
- FDA demands every drug is studied for years before approval, **except vaccines** are studied days or weeks.
- FDA demands every drug is 'Gold Standard,' double-blind, inert placebo tested, **except vaccines** use other vaccines or adjuvants, not true placebos
- CDC claims vaccine reactions are "one in a million" = **1 per 1,000,000**
- HARVARD actual data analysis found 2.6% reactions = **26,000 per 1,000,000**
- HHS was recently sued, forced to admit in court 30 yr failure to deliver
- 2 yr vaccine safety studies to Congress per NCVIA
- NIH was recently sued, forced to admit in court 30 yr failure to create Vaccine Safety Task Force per NCVIA
- MERCK scientists MMR lawsuit for fraud in mumps portion testing, claiming rabbit blood was added to samples to develop antibodies in order to pass
- IOM stated combinations of vaccines cannot be studied because the science does not exist. No studies are planned
- DOJ current Fraud Investigation - ProVax Autism Omnibus Proceeding witness Dr. Zimmerman was fired, not allowed to testify after stating Vaccines can cause autism with mitochondrial disorder. DOJ told court his testimony was vaccines do not cause autism, causing 5,400 court cases to be dismissed and limit future recourse for millions.

By EMMY WINNING Producer for THE DOCTORS TV Show

Fully cited with CDC, IOM, HHS and peer reviewed published studies available online

www.lmymf.com/SafeVax1

10:46 AM · Mar 14, 2020 · Vaccines and Homeopathy News

151 Retweets 154 Likes



Lee
@mexico_mamii

Replying to @such_a_frknlady

You all are ignorant af. Vaccinations have mercury, formaldehyde (that they out in corpses to preserve bodies), and aborted baby fetuses in them. Do ya research, after babies are vaccinated they catch a fever and their body basically rejects it.

1:44 PM - Sep 25, 2019

[See Lee's other Tweets](#)

My kids aren't vaccinated they are the healthiest of their friends and cousins. They both got chicken pox with Mabye 5-10 spots each while the kids in their classes were head to toe in the shit lol, I listen to parents say oh I'm so glad they got vaccinated it would've been much worse , their cousins get flu shots every year they are constantly sick while my kids enjoy good health, just coincidence? Mabye, Mabye not one thing is for sure unless the doctor can prove to me what's in the shot they don't get vaxxed.



14 hrs ·



to your

V A C C I N E A G E N D A

- #PlanDemic #CONvid19 #ID2020
- #VaccinesExposed #NWO #VaccineAgenda
- #VaccinesKill #VaccinesHarm
- #TheTruthAboutVaccines #Event201
- #TheTruthAboutCoronaHoax

I'll say it again:
**Mandatory injection
OVER MY DEAD BODY**



Yesterday at 9:40 PM ·

Anybody find it interesting that New York mandated vaxxines, California mandated vaxxines, and Washington got rid of personal belief exemptions, and they are now the hardest hit states right now? I do.

I wonder if Mississippi and West Virginia are next
Yes I know how to spell. I'd just prefer not to be censored.

Like Comment Send



No I am not even touching that .. I'm allergic to vaccines.. I think that's what's killing people.. dumb ass ppl .. they don't lesson .. treat it like a flu that what help me ... Take flu medication at the hospitals if anyone touch me with needles I will stabbed you with it I don't do needles..

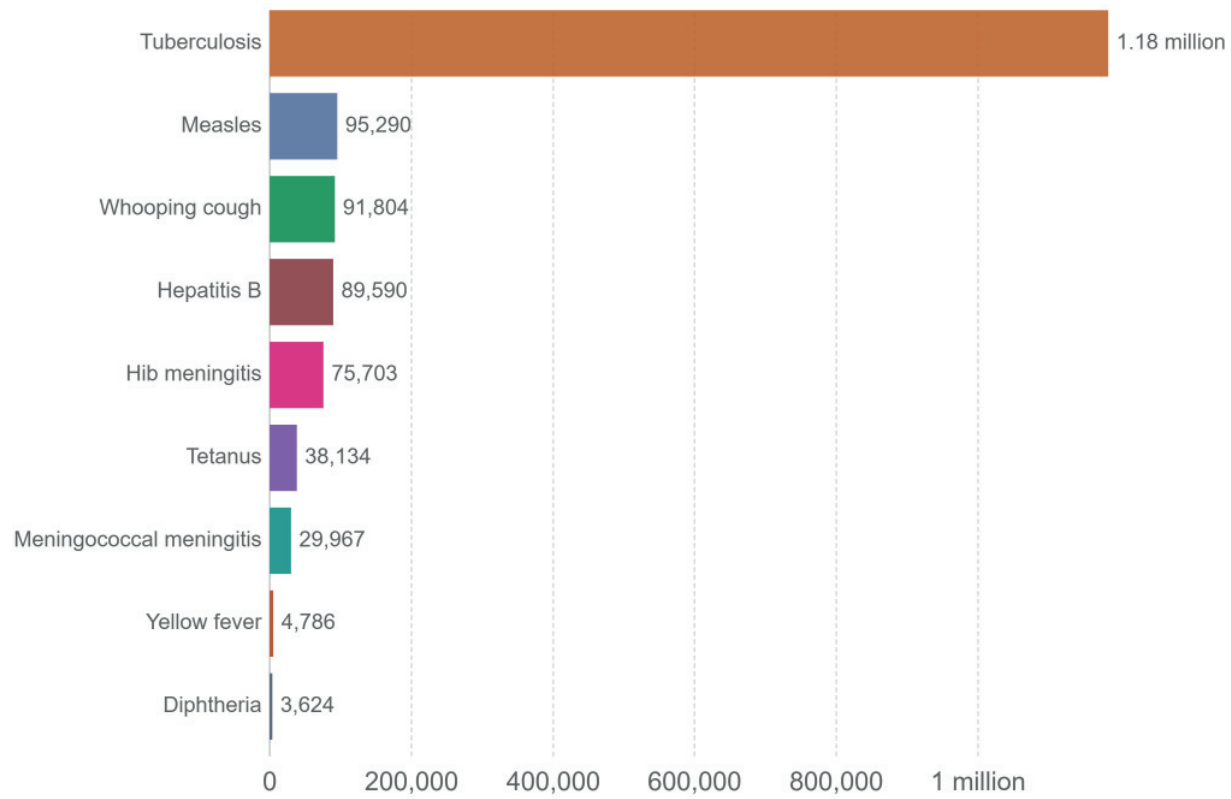


MSN.COM

A potential coronavirus vaccine funded by Bill Gates is set to begin testing in people, with th...



Deaths caused by vaccine-preventable diseases, World, 2017



Source: IHME, Global Burden of Disease Study (2017)

OurWorldInData.org/vaccination/ • CC BY

DIPHTHERIA, TETANUS, AND PERTUSSIS VACCINE

Diphtheria, tetanus, and pertussis are all bacterial diseases and a combination vaccine against all three diseases is commonly used.

Diphtheria primarily infects the throat and upper airways and is fatal in 5 – 10% of cases.

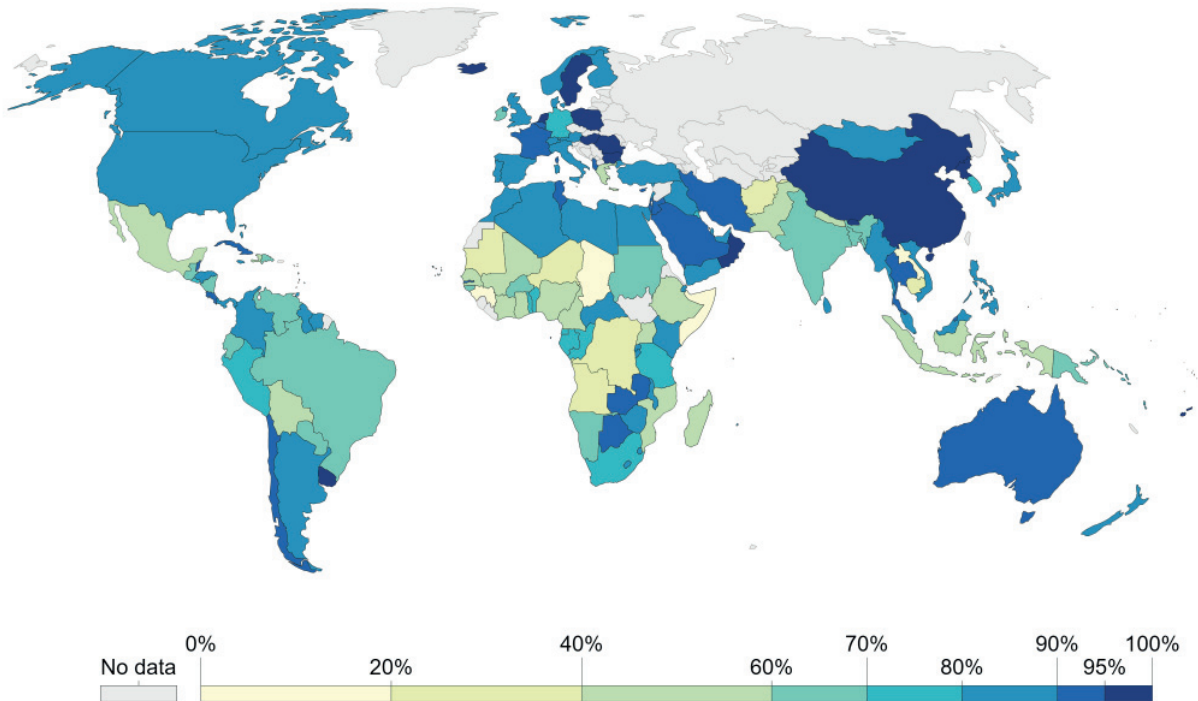
Tetanus is not passed person-to-person but through spores of a bacteria living in soil and animal intestinal tracts. These bacteria enter the body through wounds and release a toxin that affects the nerves, which causes muscle stiffness and spasms.

Pertussis is a highly contagious disease of the respiratory tract, commonly known as whooping cough.

Children who contract pertussis tend to have coughing spells that last four to eight weeks, but the highest fatality is in young infants. Vaccinating health workers and pregnant women is the most effective strategy for preventing disease in infants too young to be vaccinated.

The chart shows the progress over time of DTP3 immunization coverage of children around the world. By clicking on any country you can see the change in that country

Share of one-year-olds vaccinated against diphtheria, pertussis, and tetanus (DTP3), 1990



Source: WHO and UNICEF
OurWorldInData.org/vaccination/ • CC BY
Note: Diphtheria and pertussis are infectious respiratory diseases caused by bacteria in the throat and airways. Tetanus is a bacterial infection that leads to severe muscle spasms, fever, headache, and can be fatal.

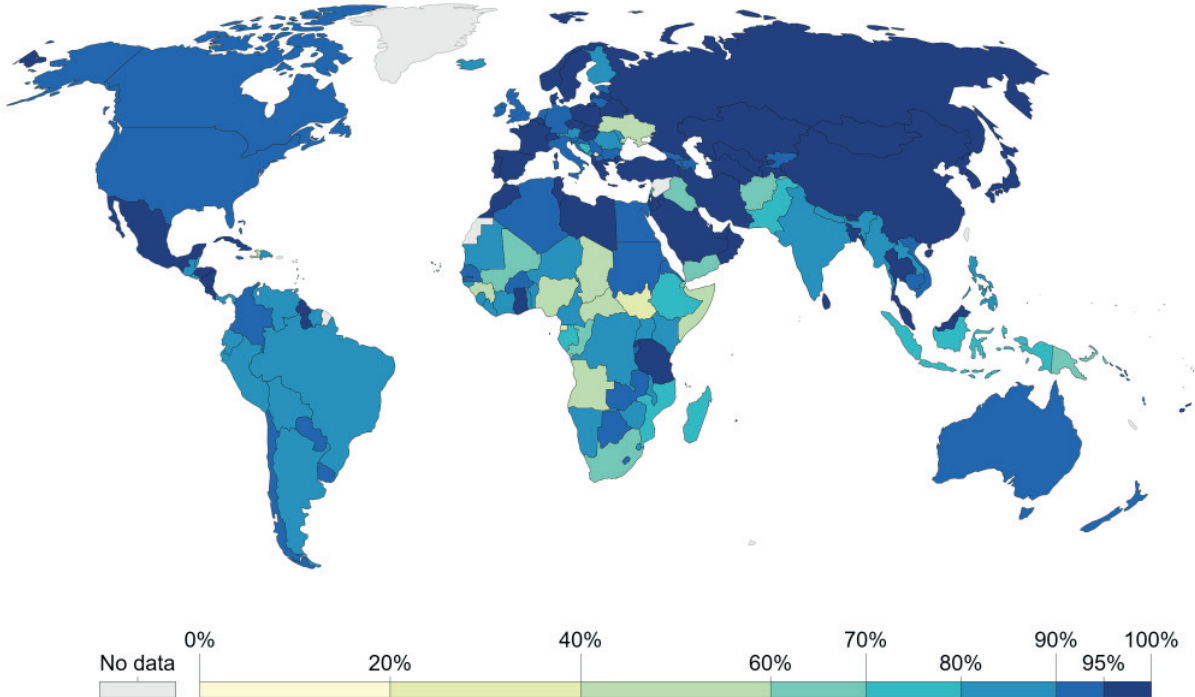
over time. The WHO reports in 2017 that 85% of infants worldwide (116.5 million infants) received 3 doses of diphtheria-tetanus-pertussis vaccine (DTP3). Also in 2016 130 countries had reached at least 90% coverage with the DTP3 vaccine.⁴⁶

If we look at the change over time by world region it is South Asia in particular that stands out. While 85% of one-year-olds today are immunized, that same figure was as low 6% in 1980.

Within each country there can be substantial differences in vaccination coverage. The WHO reports that in all regions children in the richest 20% of urban households are more likely to get immunized than children

from the poorest 20% of households. Some countries lag behind however. Ukraine stands out as having particularly low DTP vaccination rates in 2015 of 23%, falling from 98% in 1999. Ed Holt writing for the Lancet in 2013 attributed the decline to: “A combination of public mistrust in vaccinations, poor vaccine supply, and corruption in the health system”.⁴⁷ Therefore Ukraine is suffering from a combination of factors effecting vaccination rates from public attitudes and systemic delivery problems. Furthermore, the unrest since 2014 and Russian military intervention is likely to have worsened matters. Today only Equatorial Guinea reports even lower rates at 16%. As Human Rights Watch observes, very little of the country’s wealth is being directed

Share of one-year-olds vaccinated against diphtheria, pertussis, and tetanus (DTP3), 2017



Source: WHO and UNICEF
 Note: Diphtheria and pertussis are infectious respiratory diseases caused by bacteria in the throat and airways. Tetanus is a bacterial infection that leads to severe muscle spasms, fever, headache, and can be fatal.
 OurWorldInData.org/vaccination/ • CC BY

towards the needs of citizens. The number of under-vaccinated children in Nigeria remains high, with 3.4 million children going without the DTP3 vaccine (compared with 2.9 million in India).

MEASLES VACCINE

Measles is a highly contagious virus-caused disease that, despite a safe and effective vaccine being available, infects thousands of people globally. Around 90,000 people die because of measles every year, the huge majority of whom (87%) are children younger than 5. Measles vaccination has resulted in an 84% drop in measles deaths between 2000-2016.⁴⁸

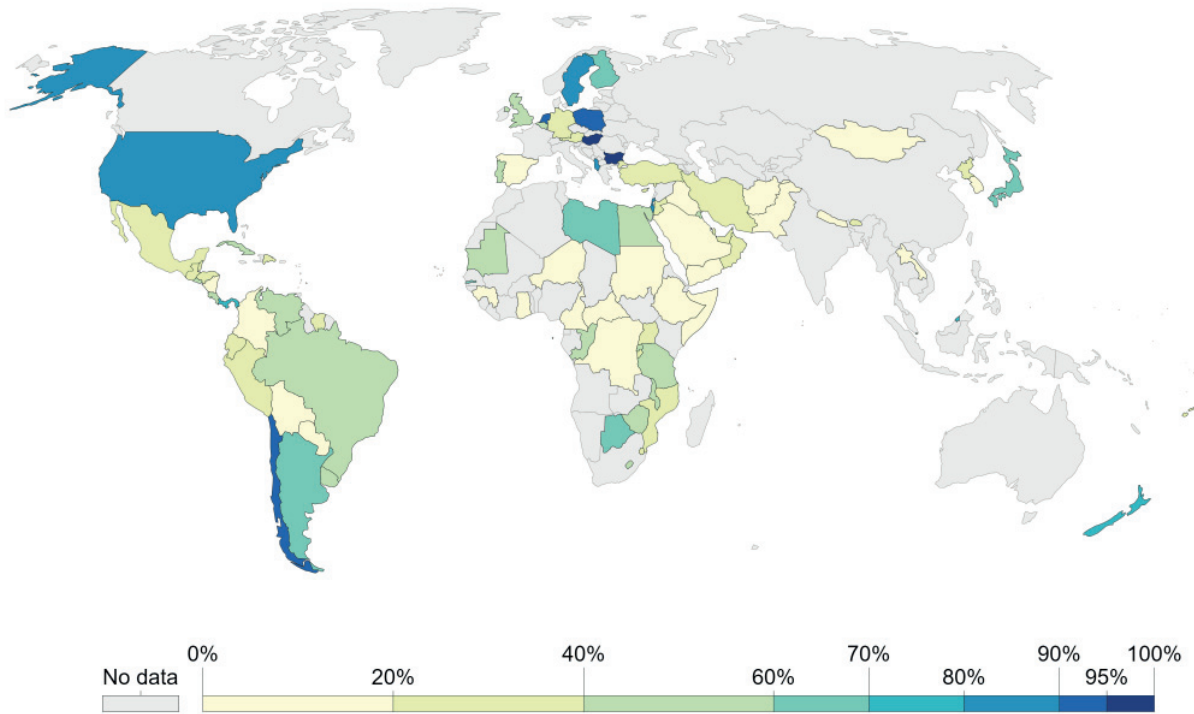
The world map shows the share of children vaccinated with the first dose of measles vaccine.

You can switch to the 'chart' view to see the global coverage against vaccines. The measles vaccine was developed in 1963. In 1983 – the first year for which global data is available – only every second child was vaccinated against measles. In the latest data this share has increased to 85% globally up from 72% in 2000.⁴⁹

The sub-Saharan African region achieves the lowest measles vaccination rates, along with conflict-ridden and unstable countries (e.g. Syria, Afghanistan, and Iraq). But also some of the Pacific Islands – such as Papua New Guinea and Vanuatu – are performing poorly.

Today (data from 2014) 114.3 million children are vaccinated against measles every year, which is on average 313,071 children every single day.⁵⁰

Share of one-year-olds vaccinated against measles (MCV1), 1980

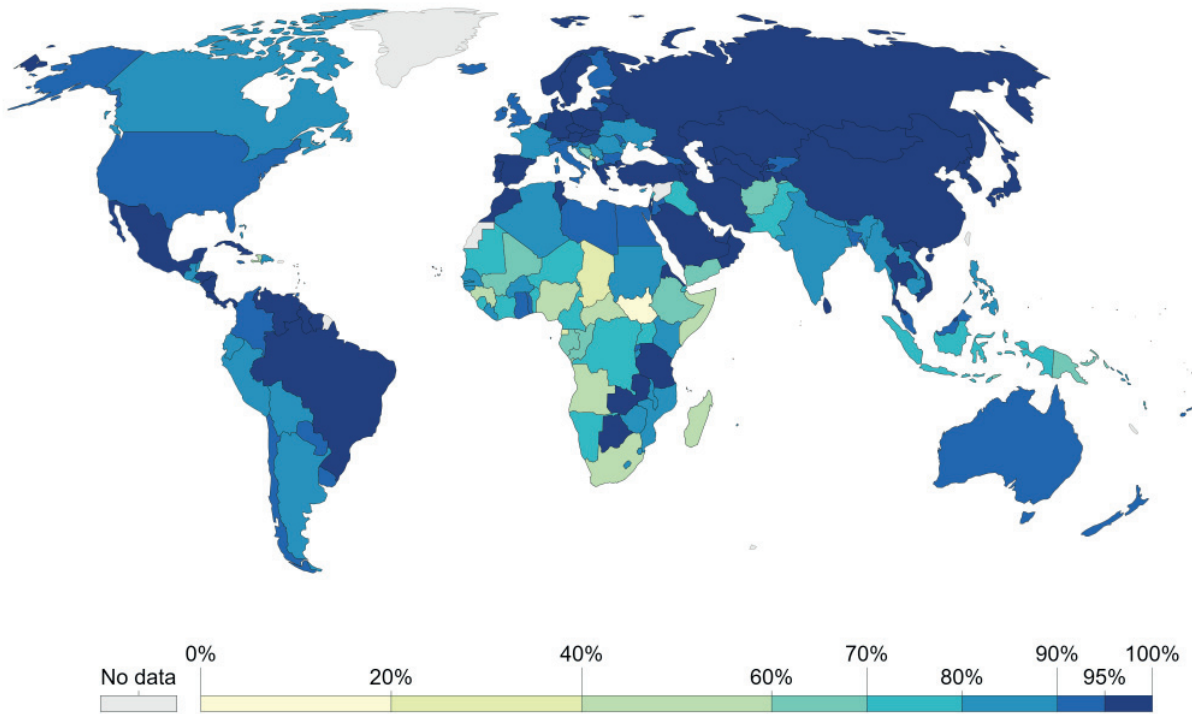


Source: World Bank

OurWorldInData.org/vaccination/ • CC BY

Note: Measles is a highly contagious viral disease, most common in young children. Its effects include blindness, inflammation of the brain, severe diarrhoea, and severe respiratory infections such as pneumonia.

Share of one-year-olds vaccinated against measles (MCV1), 2017



Source: World Bank

OurWorldInData.org/vaccination/ • CC BY

Note: Measles is a highly contagious viral disease, most common in young children. Its effects include blindness, inflammation of the brain, severe diarrhoea, and severe respiratory infections such as pneumonia.

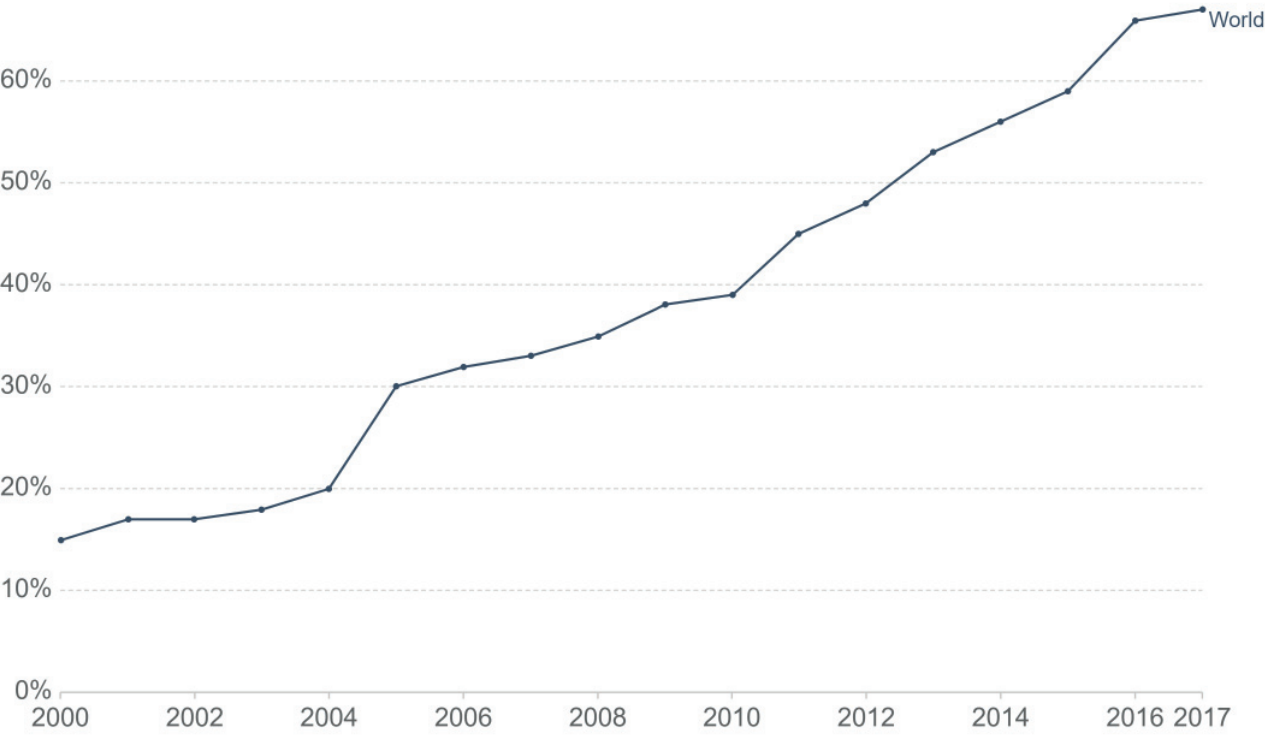
SECOND DOSE OF MEASLES VACCINE PROVIDES GREATER PROTECTION

As of 2018, the WHO estimate that 171 countries had included a second dose as part of routine immunization. Two doses are needed for a higher level of protection.⁵¹

This scatterplot compares the vaccination coverage against measles with the coverage against DTP3.

The map here shows the coverage of the second dose (MCV2) of the measles vaccine. The current global average is 67%. The coverage is lowest in South Africa and many countries in Sub-Saharan Africa still have not introduced the vaccine into their immunization coverage.⁵²

Share of children vaccinated with the second dose of measles vaccine (MCV2), 2000 to 2017



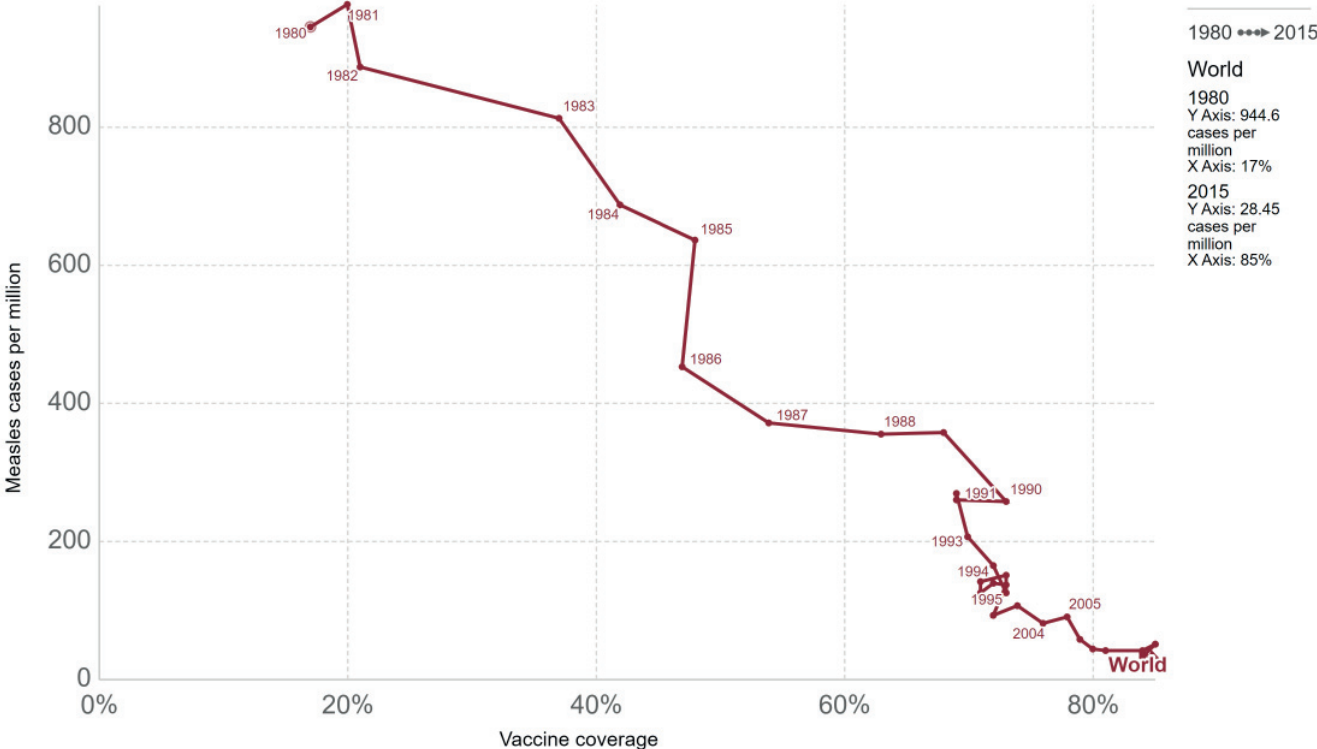
Source: UN, SDG (2019) OurWorldInData.org/vaccination/ • CC BY
Note: Measles is a highly contagious viral disease, most common in young children. Its effects include blindness, inflammation of the brain, severe diarrhoea, and severe respiratory infections such as pneumonia. Recommended child's age for MCV2 vaccination varies by country.

GLOBAL DECLINE OF MEASLES

The second visualization shows the discussed increase of the global vaccination coverage of one-year-olds and the simultaneous decline of reported cases of the disease; from close to 1,000 cases per million people globally to 28 cases per million. This represents a 33-fold reduction.

Measles vaccine coverage worldwide vs Measles cases worldwide

Shown on the x-axis is the share of 1-year-olds who have been vaccinated against measles (MCV) in a given year.



Source: Global Health Observatory Data Repository (2017), OWID Disease Burden Variables (using WHO and UNPD) OurWorldInData.org/vaccination/ • CC BY

ROTAVIRUS VACCINES

The first widely-used rotavirus vaccine was approved in the United States in 2006. Today, there are four oral rotavirus vaccines recommended for use by the World Health Organisation (WHO): Rotarix, RotaTeq, RotaSiil, and Rotavac.⁵³

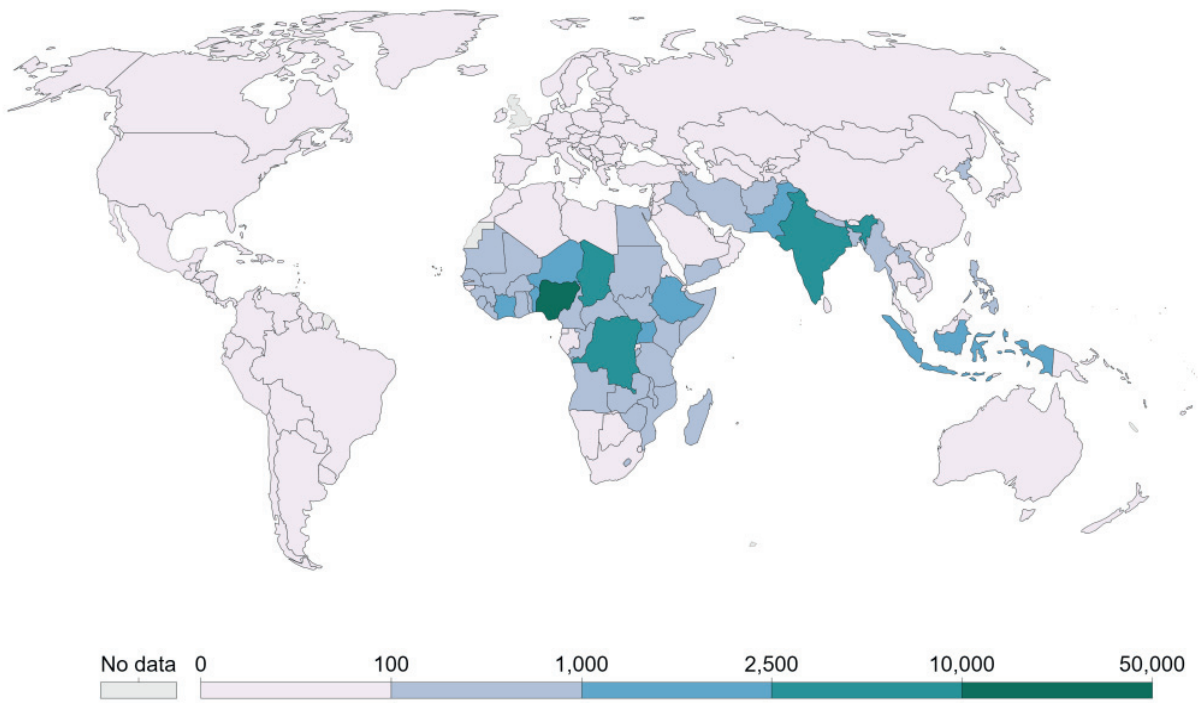
Rotarix and RotaTeq are the most widely used and both have shown good efficacy against rotavirus infections in clinical trials.^{54,55} Since the use of rotavirus vaccines have been approved, they have had a notable impact on the reduction of rotavirus-related deaths. According to a study published in 2018, the use of rotavirus vaccines prevented approximately 28,900

child deaths globally in 2016. However, as the chart shows, full vaccine use – that is a 100% coverage globally – could have prevented an additional 83,200 deaths.⁵⁶ This means that, even at the current rates of efficacy, 53% of all deaths in children under-5 from rotavirus in 2016 could have been avoided by full vaccine coverage.

In addition to saving lives, the rotavirus vaccine also reduces the burden on health-care systems. Between 2008 and 2016 the introduction of the rotavirus vaccine has reduced the number of diarrhea-related hospital admissions on average by 40%.⁵⁷

Preventable child deaths from rotavirus vaccination, 2016

Annual number of preventable deaths in children under five years old from rotavirus if full coverage of the rotavirus vaccine was achieved. Rotavirus is one of the leading causes of diarrheal disease deaths in children.



Source: Troeger et al. (2018); IHME (2018)

CC BY

ROTAVIRUS VACCINE COULD SAVE THE LIVES OF EVEN MORE CHILDREN

If there is so much scope for saving more children's lives, what is the reason that these children are still dying?

There are two key barriers to achieving the full potential of the rotavirus vaccine: immunization rates, and the efficacy of the vaccine in specific regions.

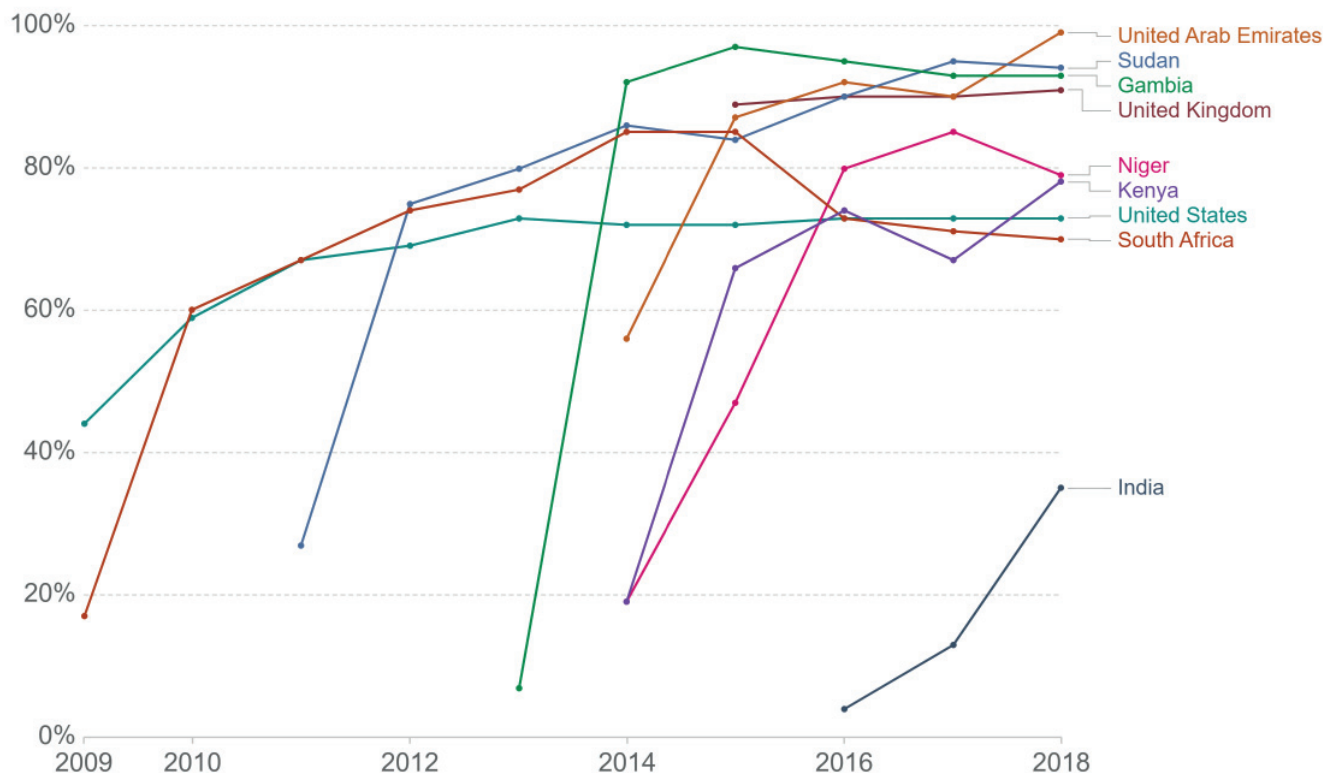
IMMUNISATION RATES ARE STILL TOO LOW

According to the WHO, by the end of 2018, 101 countries were using the rotavirus vaccine. The major drivers for the introduction of the vaccine are the burden of diarrheal diseases, the availability of funding, and a favourable political climate for vaccines.⁵⁸

The vaccine is only given to children – it's recommended that the vaccination should be initiated 15 weeks after birth and finished by the 32nd week. However, the global coverage is still very low: it is estimated that just 35% of under one-year-olds were vaccinated in 2018.⁵⁹

Share of one-year-olds vaccinated against rotavirus, 2009 to 2018

The share of one-year-old children who received the final recommended dose of rotavirus vaccine.



Source: WHO

Note: Rotaviruses are the most common cause of diarrhoeal disease in young children.

OurWorldInData.org/vaccination • CC BY

The map shows the WHO estimates on the share of one-year olds who received the full recommended dosage of the vaccine (two immunizations for Rotarix vaccine or three immunizations for RotaTeq vaccine). For many countries where data coverage is low, it's expected that the share of infants receiving the vaccine is very low. Some countries however did see rapid increases in rates of immunization. In a period of only a few years countries including Sudan, Malawi and Gambia have increased immunisation rates from below 10% to 80-95% – click on the country to see the change over time.

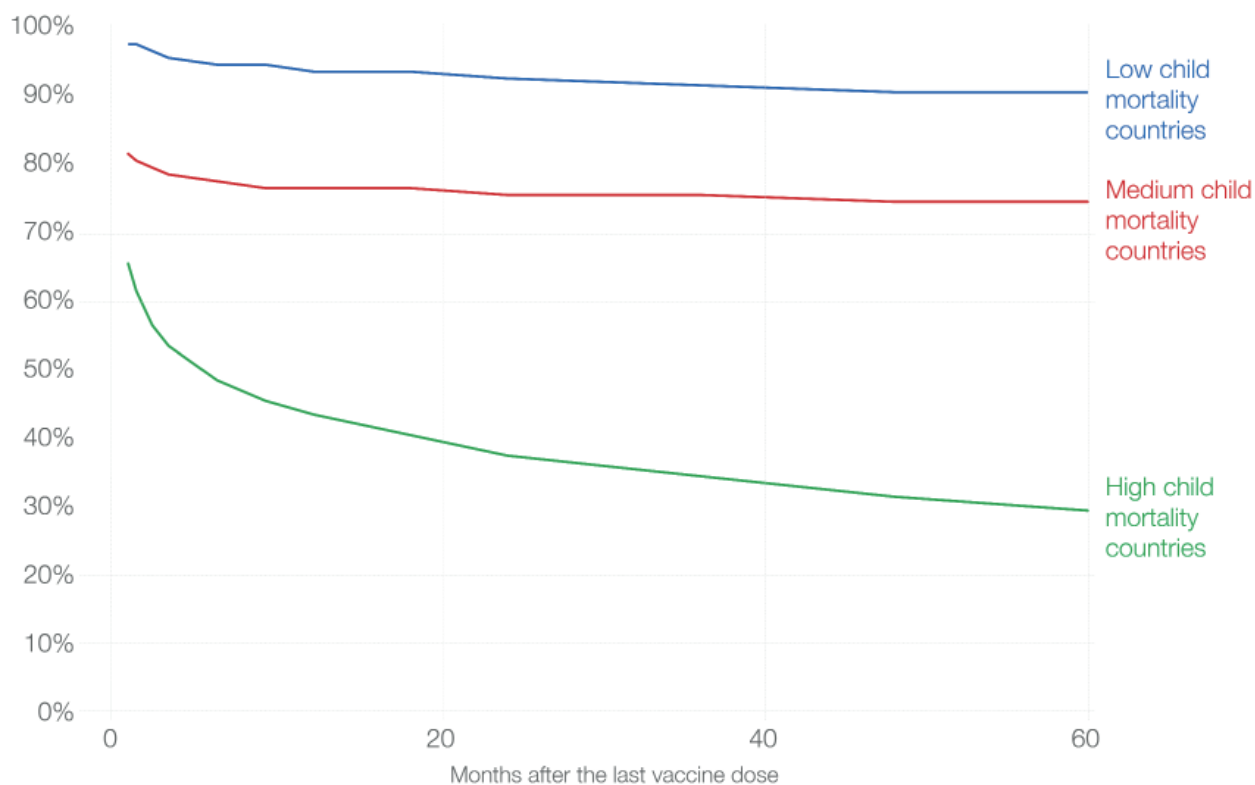
VACCINE EFFICACY DIFFERS BY REGION

Since most rotavirus cases occur in Sub-Saharan Africa where mortality from rotavirus infection is also the highest, it is essential to increase and maintain high immunisation coverage in this region. However, in addition to delivering the vaccine for those who need it, we also need to work on improving its efficacy.

Vaccine efficacy for the rotavirus vaccine is defined as the percentage reduction of the rate of diarrhea incidences in vaccinated versus unvaccinated groups of children.

Rotavirus vaccine efficacy by child mortality group

Efficacy of rotavirus vaccines in the months following the last scheduled immunization. Child mortality is the share of newborns that die before reaching the age of five. Countries are grouped by child mortality levels as low (<1.35%); medium (1.35% to 2.81%), and high (>2.81%).



Source: Clark et al., *Lancet Infectious Diseases* (2019). This is a visualization from [OurWorldinData.org](https://ourworldindata.org), where you find data and research on how the world is changing. Licensed under CC-BY by the author Bernadeta Dadonaite.

It is well established that the efficacy of the rotavirus vaccine is not the same across all countries — in countries with high child mortality rates the vaccine shows much lower efficacy.⁶⁰

The chart is from a recent study by Clark et al., which looked at how the efficacy of live oral rotavirus vaccines changes in different countries following vaccination. The chart shows that in countries with high child mortality rates, not only is the immediate vaccine efficacy lower – 98% in low child mortality countries versus 66% in high child mortality countries – but also the vaccine efficacy decreases faster in high child mortality countries over time.⁶¹

Five years after vaccination, the rotavirus vaccine reduces the chances of getting diarrhea by 90% in low child mortality countries and only by 30% in high mortality countries. The table shows how good the rotavirus vaccine is at preventing severe diarrhea and reducing hospitalization due to diarrhea in children under-5 in different

regions.⁶² In high-income countries, rotavirus vaccination has been shown to reduce the cases of severe rotavirus diarrhea by 91% and hospitalization by 94%. In Eastern Asia and Latin America, the effectiveness rates are lower but still high – preventing 88% and 80% of severe diarrhea cases, respectively. However, effectiveness in South Asia and Sub-Saharan Africa is significantly lower, only reducing severe diarrhea in around half of the cases.

The reasons for different responses to the vaccine are not entirely clear.^{63,64}

It is likely that the gut responses to the oral rotavirus vaccines in children in lower-income countries are different. This may be due to a variety of causes, including micro-nutrient deficiencies, pre-vaccination exposure to certain pathogens, and the presence of chronic conditions such as malaria or HIV. Overall, the poor gut response to the live vaccine means the efficacy of the vaccine is reduced. Taking all of the above mentioned points into account, there are

Outcome	Region	Vaccine effectiveness
Severe rotavirus diarrhea	Developed	91%
	Eastern Asia and Southeast Asia	88%
	Latin America and Caribbean	80%
	Southern Asia	50%
	Sub-Saharan Africa	46%
Hospitalization due to rotavirus infection	Developed	94%
	Eastern Asia and Southeast Asia	94%
	Latin America and Caribbean	84%
	Sub-Saharan Africa	58%

several interventions that could increase the benefits of the rotavirus vaccine even further. In addition to increasing the vaccine coverage, improving nutritional health (of both infants and mothers) and improving hygiene and sanitation conditions (to lower the prevalence of damaging pathogens) could have positive effects on the vaccine's efficacy.

We are still at quite an early stage of the rotavirus vaccine use. Although the vaccine has brought huge benefits already, it could go even further. Improving vaccination coverage, particularly across Sub-Saharan Africa and South Asia is key to continued reduction of childhood deaths from diarrhea. Even at moderate levels of vaccine efficacy, a significant number of additional child deaths could be prevented every year. The bar chart above that shows the number of preventable deaths illustrates the potential for extended vaccine coverage to save many more lives. And this is already taking into account the regional differences in the vaccine's effectiveness.

In addition to increased coverage, improving the effectiveness of the vaccine would go even further in tackling one of the leading causes of death.

PNEUMOCOCCAL VACCINES

There are a number of ways we could reduce the number of children dying from pneumonia, including eliminating the major risk factors such as undernutrition and air pollution, and providing better access to treatment.

But we have another highly effective intervention: a vaccine against the major pathogen responsible for pneumonia in children.

Streptococcus pneumoniae is the leading cause of pneumonia in children under 5 — it was responsible for 52% of all fatal pneumonia cases in children in 2016.⁶⁵ Pneumococcal vaccines are vaccines that target *S. pneumoniae* bacteria. Here we look at their effectiveness and how we can maximise the number of children they save.

THE COVERAGE OF PNEUMOCOCCAL VACCINES IS STILL LOW

Since the World Health Organisation (WHO) started recommending including pneumococcal vaccines in national immunisation programmes for children in 2007, there has been a progressive increase in the number of countries using the vaccine. You can see the uptake in the vaccine across the world using the 'play' button on the map below.

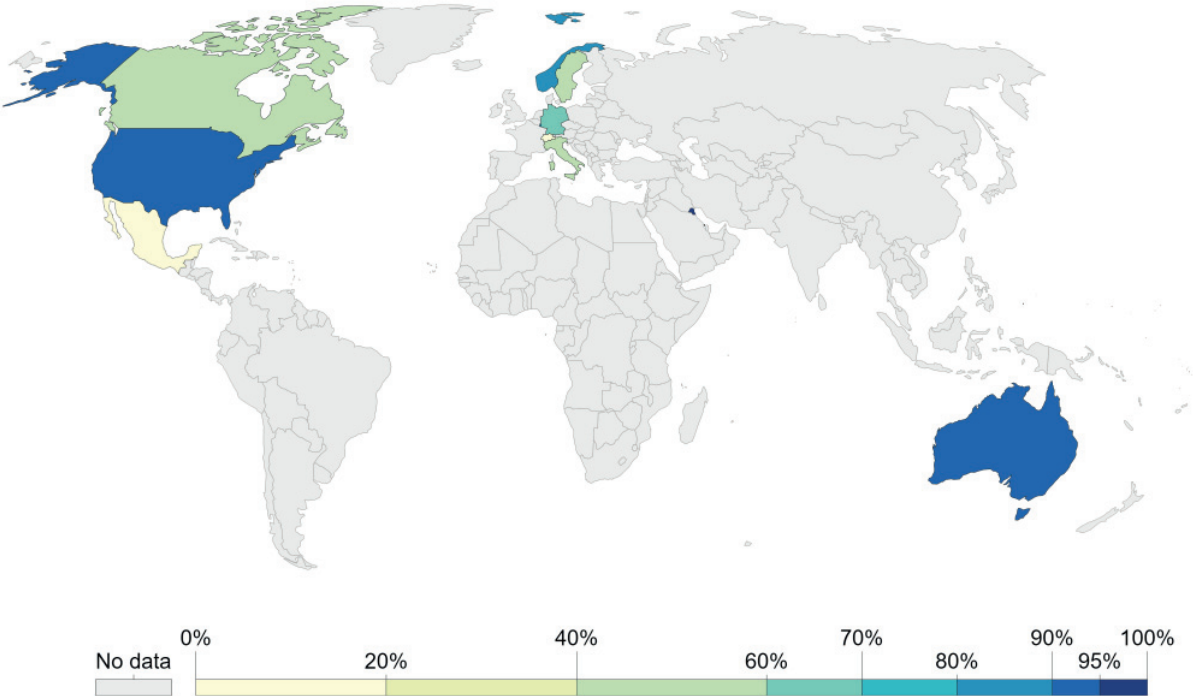
But the coverage of pneumococcal vaccines is still low in many countries. In India and Nigeria – the two countries with the

greatest number of childhood deaths from pneumonia in 2017 – only 44% and 58% of one-year-olds are vaccinated, respectively. In 2018, less than half (47%) of one-year-olds in the world received the full course of pneumococcal vaccination. This means that 55 million children who could be protected by the vaccine are still not vaccinated against it – an appallingly high number for a vaccine that not only protects from pneumonia, the leading cause of childhood death, but also a range of other diseases (as discussed below).⁶⁶

Share of infants vaccinated with the Pneumococcal Conjugate Vaccine, 2008



Share of one-year-olds vaccinated with the 3rd dose of the Pneumococcal Conjugate Vaccine (PCV3), which protects against pneumonia and other life-threatening diseases.



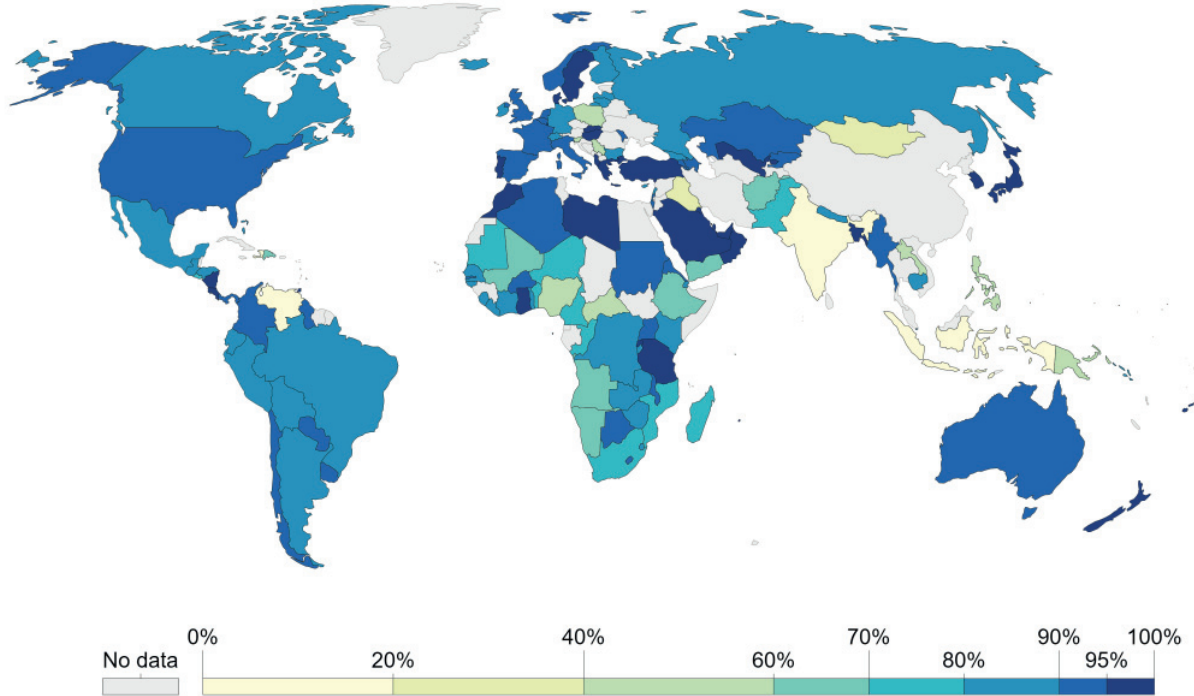
Source: WHO

OurWorldInData.org/pneumonia • CC BY

Share of infants vaccinated with the Pneumococcal Conjugate Vaccine, 2018



Share of one-year-olds vaccinated with the 3rd dose of the Pneumococcal Conjugate Vaccine (PCV3), which protects against pneumonia and other life-threatening diseases.



Source: WHO

OurWorldInData.org/pneumonia • CC BY

HOW DO PNEUMOCOCCAL VACCINES WORK?

Streptococcus pneumonia, often simply referred to as pneumococcus, is a bacterium that is often found in the upper respiratory tract of healthy people. Generally, the bacterium is harmless or causes milder illnesses such as bronchitis, sinusitis, and ear infections. Pneumococcal vaccines are effective against these milder illnesses as well, but importantly also protects from what is called pneumococcal invasive disease (PID). PID occurs when the pneumococcus moves from colonizing the upper respiratory tract to colonizing sites that are normally sterile, such as blood, cerebrospi-

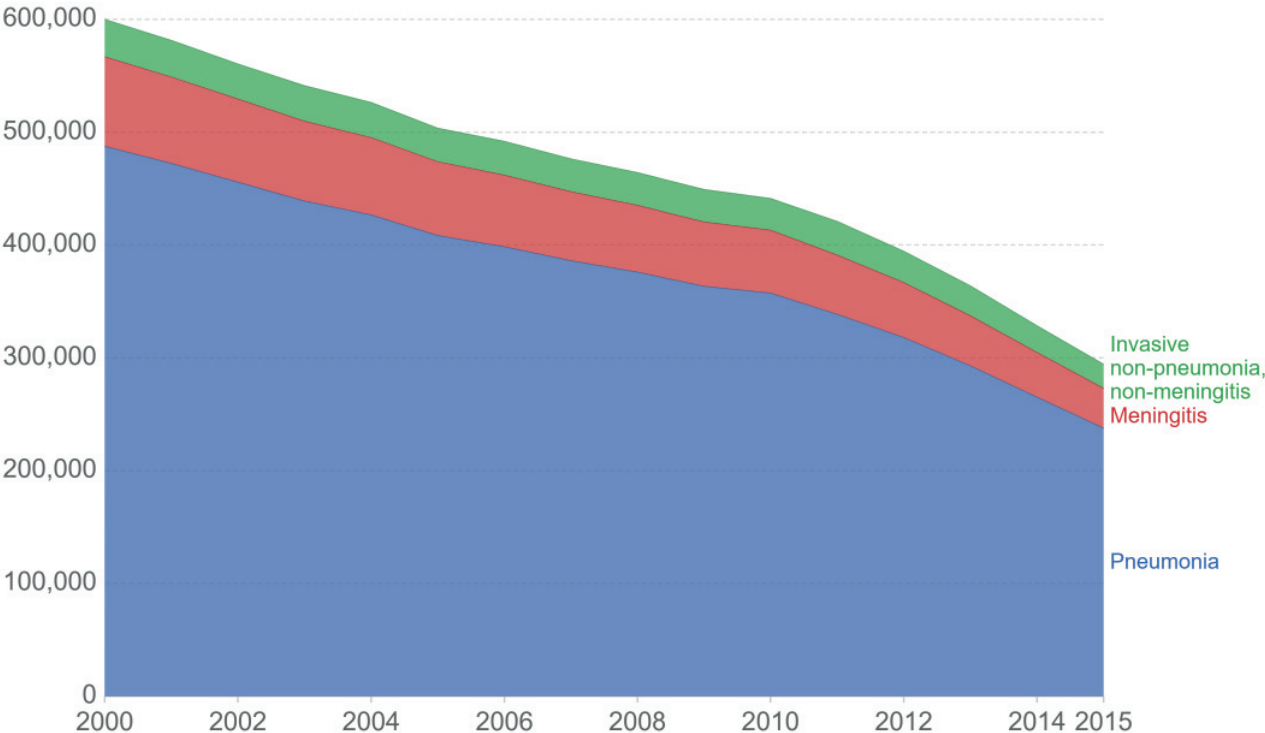
nal fluid or pleural cavity (fluid-filled space surrounding the lungs).⁶⁷ Bacterial invasion leads to life-threatening diseases such as sepsis, meningitis and severe pneumonia.

There are two types of pneumococcal vaccines available: conjugated polysaccharide pneumococcal vaccine (PCV) and non-conjugated polysaccharide pneumococcal vaccine (PPSV). Both vaccines are designed to elicit immune responses against multiple serotypes of pneumococcus, which are defined by the different immune responses to the sugars found on the bacterial sur-

Child deaths from diseases caused by invasive pneumococcus, World, 2000 to 2015



Number of under-5 year old deaths by disease caused by pneumococcus. Pneumococcus is the leading cause of pneumonia in children.



Source: Wahl (2018)

CC BY

face.⁶⁸ To be broadly effective, the vaccines need to protect against a certain number of these pneumococcal serotypes, but it is not necessary to include all possible serotypes because only a limited subset is responsible for 70%-80% of invasive pneumococcal disease.⁶⁹ However, as we'll discuss later, this variety of different pneumococcal serotypes is important to keep in mind because as vaccine coverage increases we may see a replacement of the vaccine-included serotypes with the less dominant ones, which will mean new vaccine versions will be required.

While there are two types of pneumococcal vaccines available, for children under two years old only the conjugated (i.e. PCV) vaccines are recommended because the non-conjugated versions (i.e. PPSV) are not effective at such a young age.⁷⁰

HOW EFFECTIVE ARE PNEUMOCOCCAL VACCINES?

In clinical trials PCV has shown 80% efficacy in reducing invasive pneumococcal disease caused by the bacterial serotypes included in the vaccine formulation. Vaccinated children are 27% less likely to be diagnosed with pneumonia and 11% less likely to die from it.⁷¹

Several studies have attempted to estimate how many lives PCV vaccination has saved and could possibly save. One Lancet study concluded that between 2000 and 2015, in 120 countries the number of childhood deaths caused by pneumococcus fell from 600,000 to 294,000 — a decline of 54%. Most of this decline was attributed to the PCV vaccines: over this period, it's estimated these vaccines saved the lives of 250,000 children. The majority of these deaths would have been caused by pneumonia, but the vaccine also prevented deaths from pneumococcal meningitis and other diseases.⁷²

HOW MANY CHILD DEATHS COULD BE AVERTED BY PNEUMOCOCCAL VACCINES?

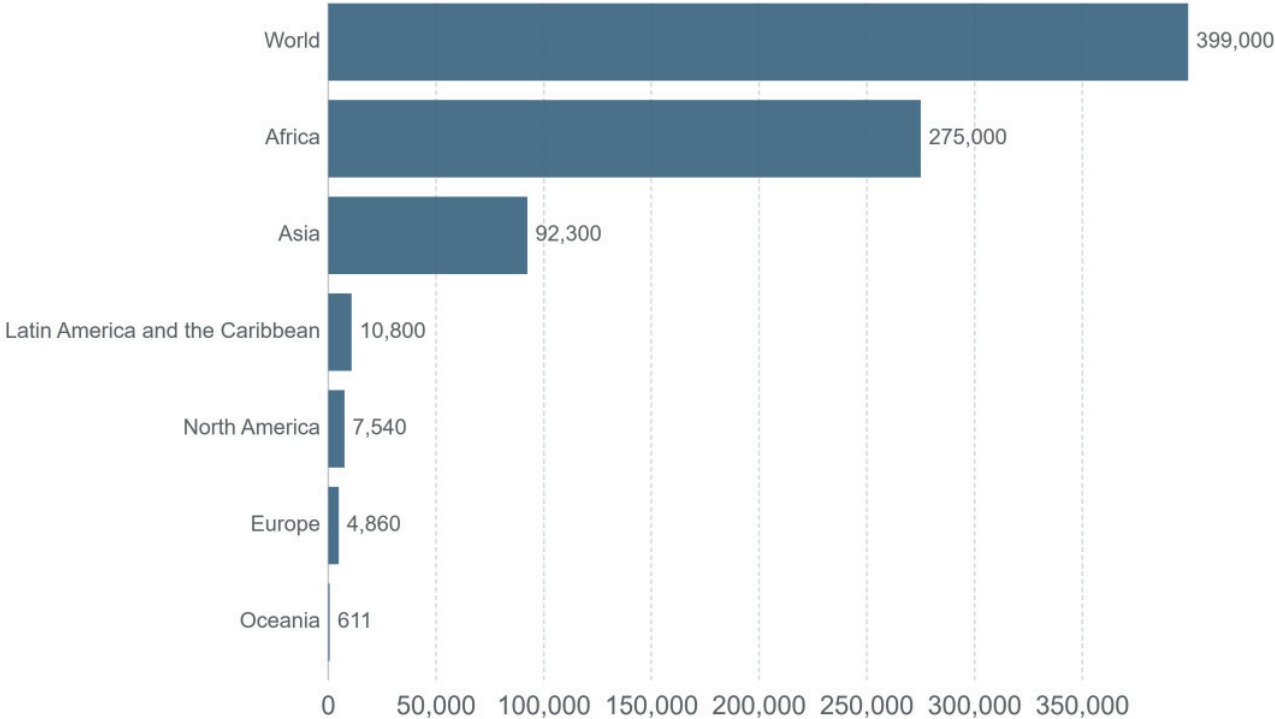
The chart shows how estimates of the potential impact of the pneumococcal vaccine. It is based on a recent study published in The Lancet Global Health journal, which calculated that if the PCV vaccine coverage would reach at least the levels of the vaccination against diphtheria, tetanus and pertussis (DTP3), the lives of 399,000 children under 5 could be saved.⁷³ Additionally the researchers estimate that 54.6 million pneumonia episodes annually could be averted. These number estimate the impact of the PCV vaccination relative to

a world without that vaccine – since the vaccine is already used it means that some of these lives are already being saved by the PVC vaccination. However, in many countries PCV vaccination rates still fall far below the DTP3 rates, making clear that we still haven't used the pneumococcal vaccine to its full potential.

Estimated annual deaths that could be averted by pneumococcal vaccination



Estimated number of annual child deaths averted by the PVC13 vaccine. Modeled for 180 countries, with an estimated PVC13 coverage equal to DTP3 vaccine.



Source: Chen et al. (2019)

CC BY

WHAT CAN WE DO TO IMPROVE THE COVERAGE AND EFFECTIVENESS OF PNEUMOCOCCAL VACCINES?

A continued increase in immunization coverage and the introduction of PCV vaccines into countries which don't yet use them is important if we want to make use of the full potential of pneumococcal vaccines.

PCV vaccines are amongst the most expensive vaccines in national immunisation programmes. The price ranges from \$3.05 per dose in GAVI74 supported low-income countries to \$169 in high-income countries such as the United States.⁷⁵ For low-middle-income countries who are transitioning from GAVI support the increasing future costs of vaccination place a considerable strain on national healthcare budgets.⁷⁶

But given the high burden of pneumococcal diseases, even at high prices, PCV vaccines are considered to be cost-effective, with an estimated return of investment in low- and middle-income countries of around 3.⁷⁷

PCV vaccines include a limited subset of possible pneumococcal serotypes. The distribution of pneumococcal serotypes is known to vary between countries and PCV vaccines include the ones that are most common globally.

Which non-vaccine serotypes are most common in a particular country, may affect the potential for a particular vaccine's impact. However, not all countries collect data on serotype distribution, and an as-

essment of the potential impact is therefore compromised.^{78,79,80} Notably, since the PCV vaccine was introduced, there has been a rise in pneumococcal invasive disease incidences caused by the less common serotypes. This suggests that, by reducing the prevalence of vaccine-included serotypes, the vaccine unintentionally provides space for non-vaccine serotypes, against which it works less well.⁸¹ This means that the vaccine's effectiveness may decrease over time, if the serotype formulation of PCV is not continually reevaluated. In the future, new versions of pneumococcal vaccines may be needed that work better independently of the bacterial serotype. Such vaccines are already in development.^{82,83}

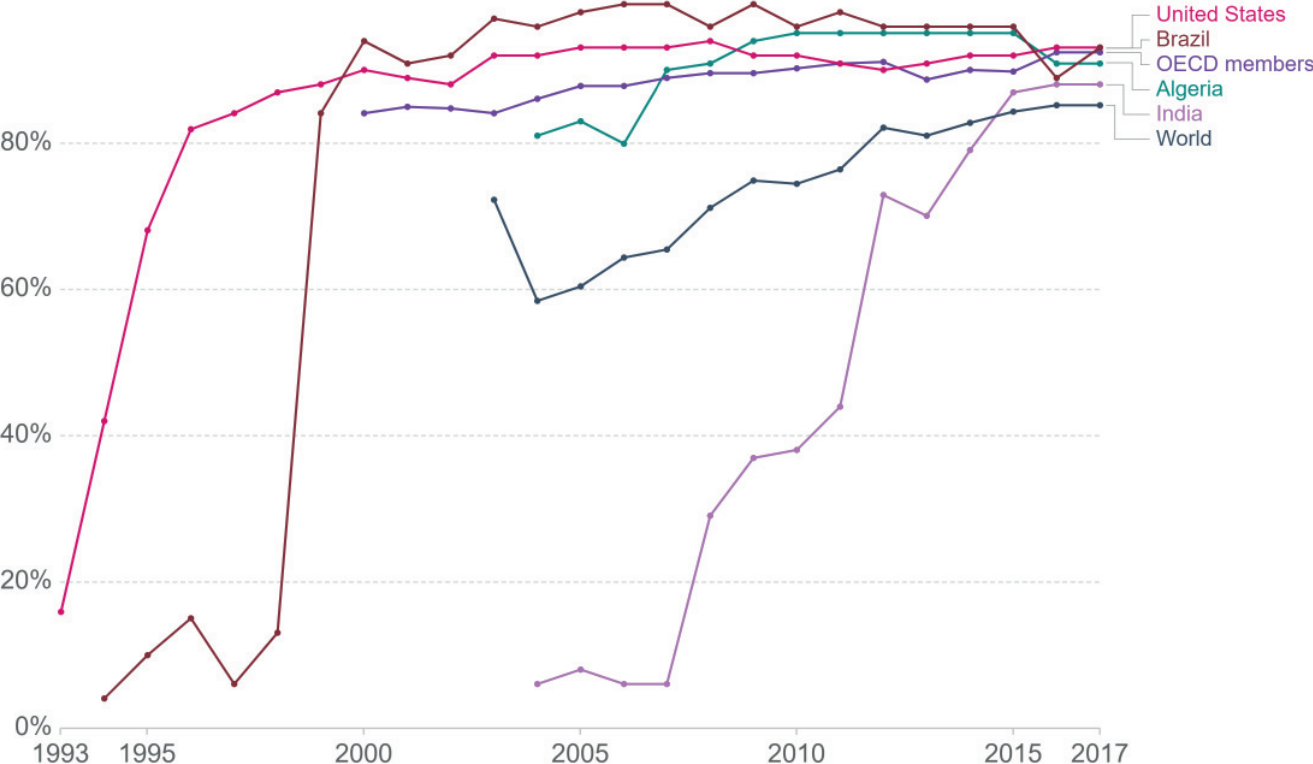
HEPATITIS B VACCINE

The chart here shows the coverage for Hepatitis B vaccination.

Hepatitis B (HepB) is a highly contagious viral infection that attacks the liver and is transmitted through contact with the blood or other body fluids of an infected person.

As the chart shows, it is estimated that about 100,000 people die each year of chronic liver disease due to hepatitis B. The WHO recommends that all infants should receive their first dose of vaccine as soon as possible after birth, preferably within 24 hours.

Share of one-year-olds vaccinated against hepatitis B, 1993 to 2017

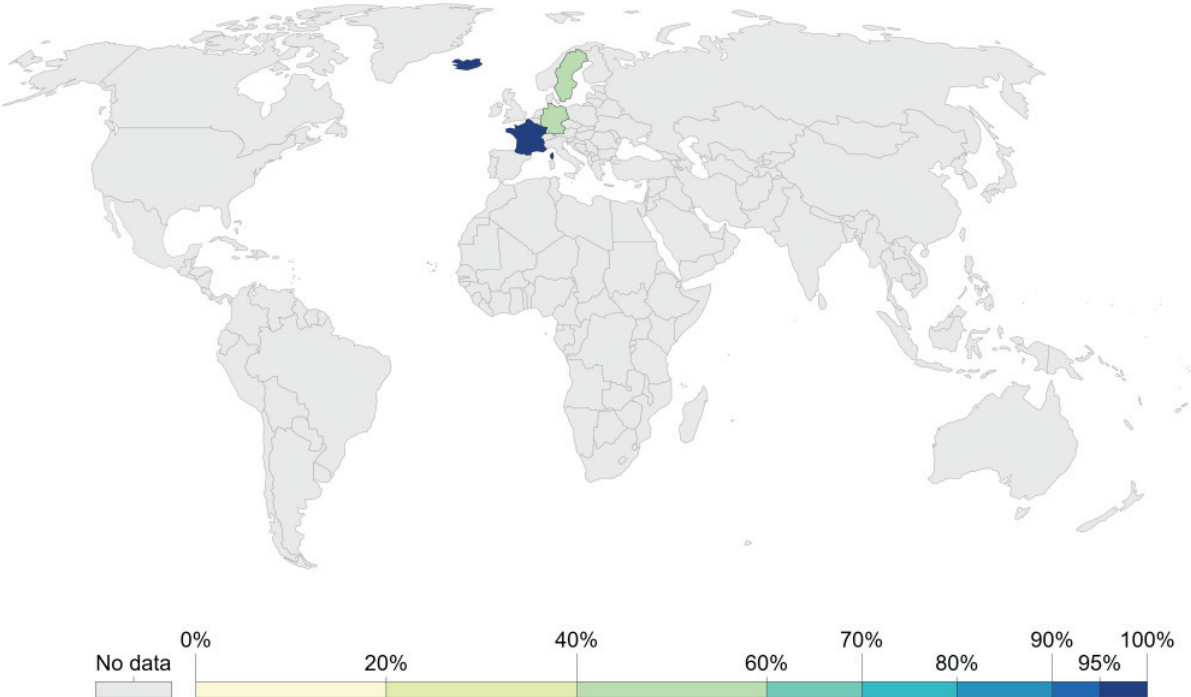


Source: World Bank
 Note: Hepatitis B is a viral infection that attacks the liver and can cause both acute and chronic disease.

HAEMOPHILUS INFLUENZAE TYPE B VACCINE

Haemophilus influenzae type b (Hib) is a bacterial infection that causes meningitis and pneumonia transmitted through the respiratory tract from infected to susceptible individuals. The chart here shows the coverage for Hib vaccination.

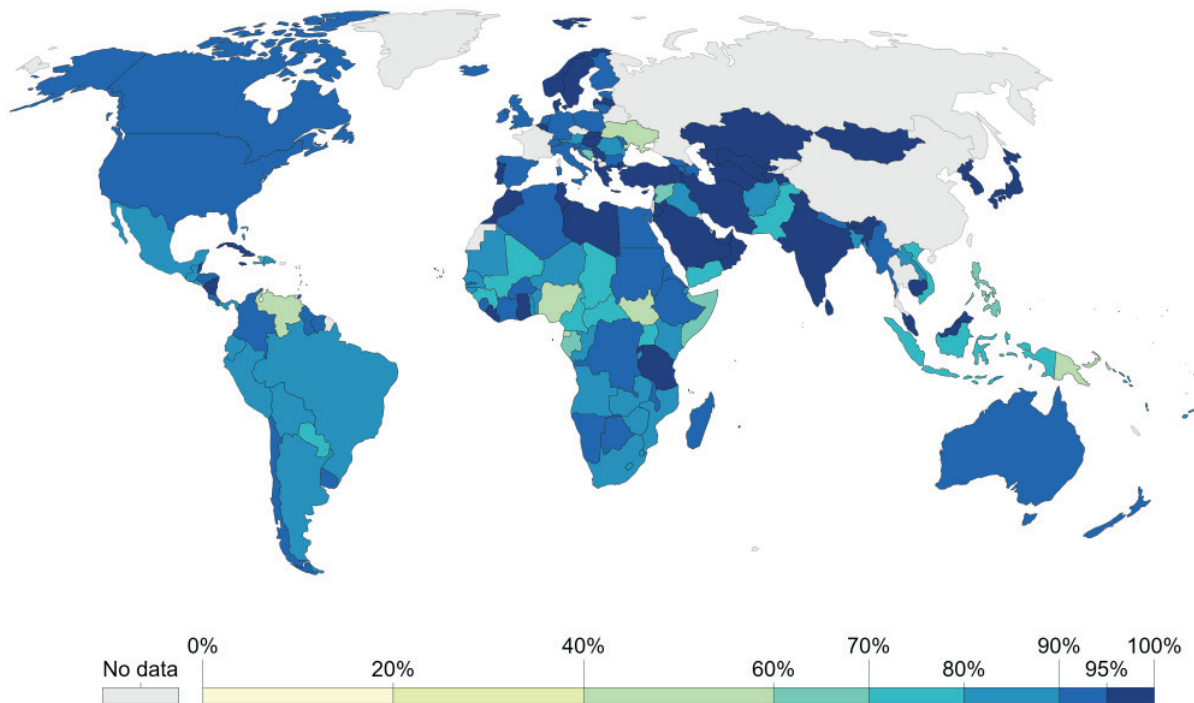
Share of one-year-olds vaccinated against Haemophilus influenzae type B (Hib3), 1991



Source: WHO (2019) OurWorldInData.org/vaccination • CC BY
Note: Haemophilus influenzae type B is a bacteria responsible for severe pneumonia, meningitis and other invasive diseases almost exclusively in children younger than 5 years.

Share of one-year-olds vaccinated against Haemophilus influenzae type B (Hib3), 2018

Our World
in Data



Source: WHO (2019)

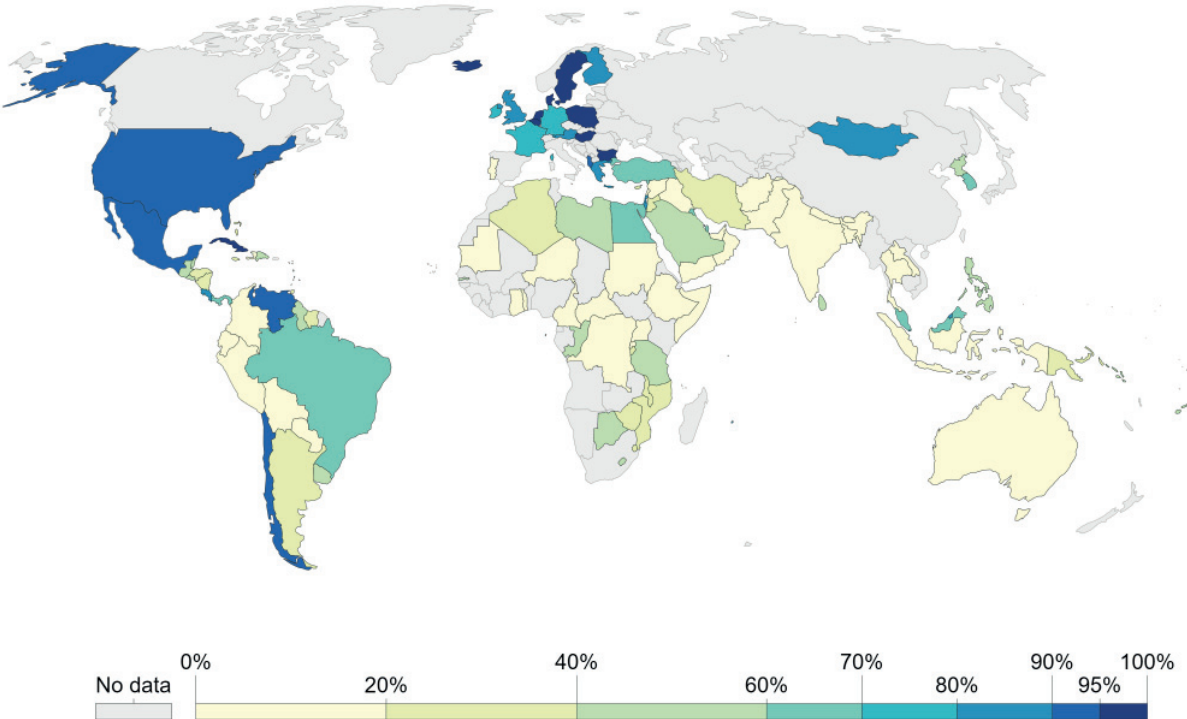
OurWorldInData.org/vaccination • CC BY

Note: Haemophilus influenzae type B is a bacteria responsible for severe pneumonia, meningitis and other invasive diseases almost exclusively in children younger than 5 years.

POLIO VACCINE

The chart here shows the coverage of the polio vaccine. Poliomyelitis (OPV, IPV) is a highly infectious viral disease. Once the poliovirus invades the nervous system it can cause irreversible paralysis in a matter of hours. No cure exists for polio, only treatment to alleviate symptoms. As we detail in our entry on polio the world is on its way to eradicate the disease thanks to the vaccine against the virus: While in the 1980s there were 350,000 paralytic cases of polio every year, the world saw only 42 cases in 2016.

Share of one-year-olds vaccinated against polio (Pol3), 1980

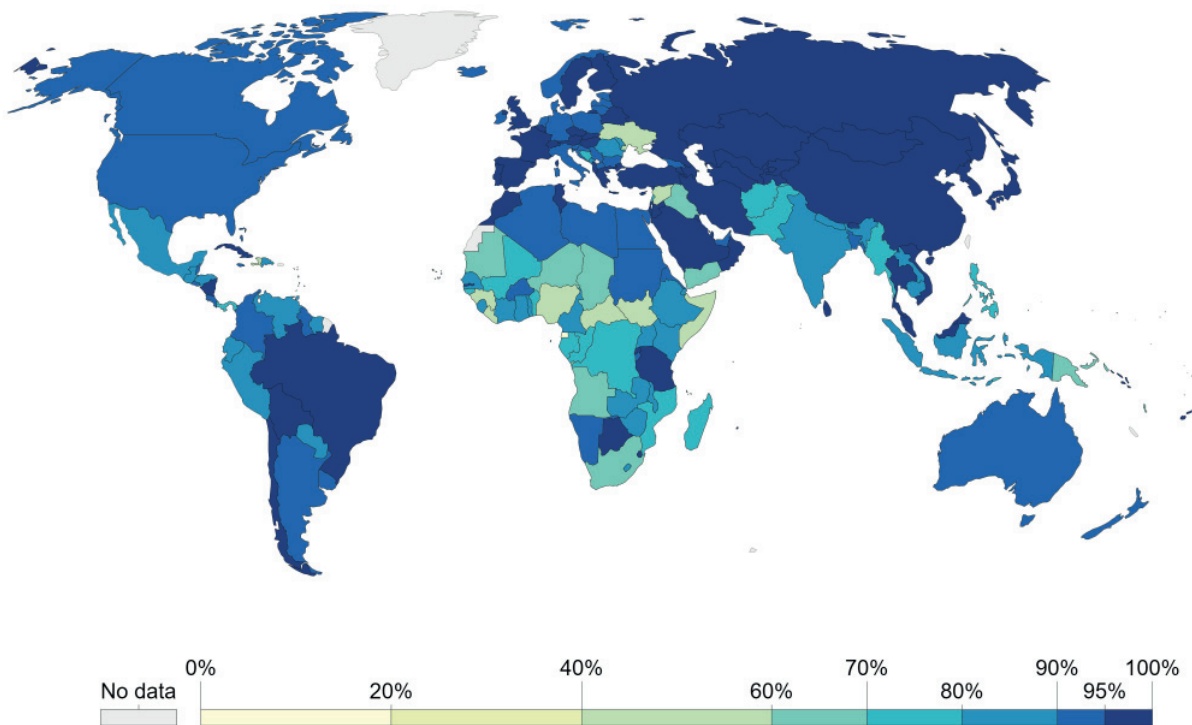


Source: WHO

Note: Polio is a highly infectious viral disease. The polio virus invades the nervous system and can cause irreversible paralysis.

OurWorldInData.org/polio/ • CC BY

Share of one-year-olds vaccinated against polio (Pol3), 2015



Source: WHO

OurWorldInData.org/polio/ • CC BY

Note: Polio is a highly infectious viral disease. The polio virus invades the nervous system and can cause irreversible paralysis.

TUBERCULOSIS VACCINE (BCG)

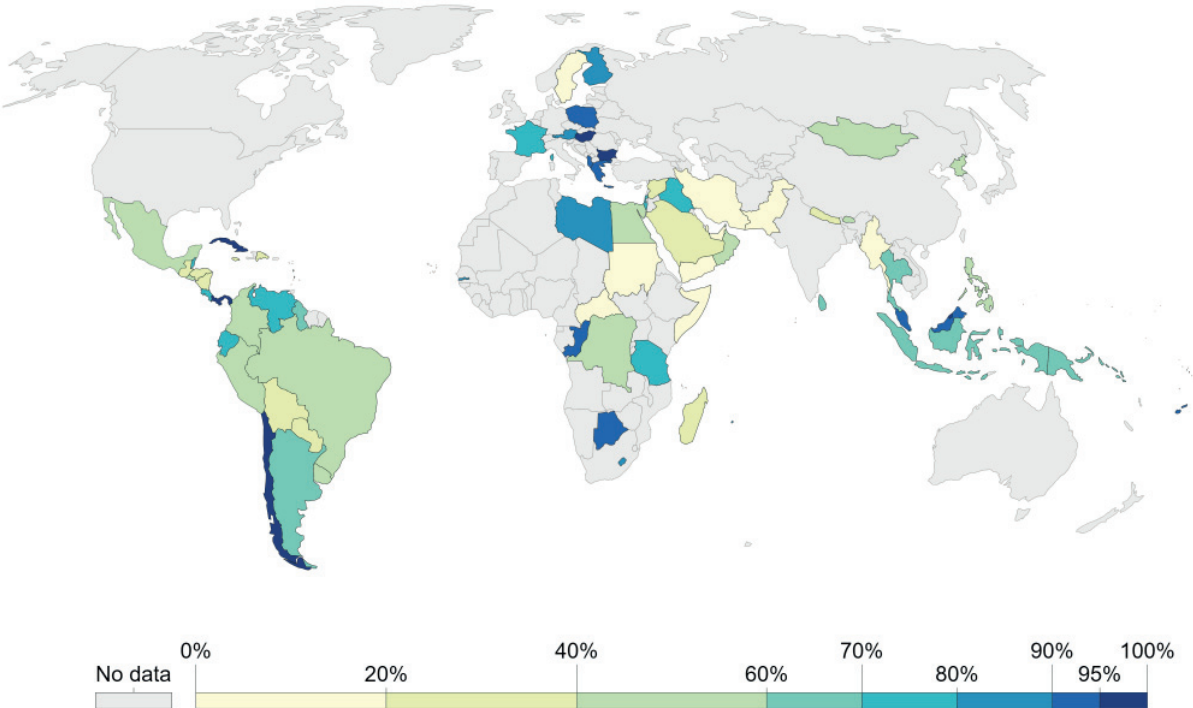
The chart here shows the coverage of the BCG vaccine, which protects against tuberculosis. Developed more than a century ago, bacille Calmette–Guérin vaccine (BCG) is currently the only vaccine available against tuberculosis (TB).

Close to 4 billion people have been vaccinated with BCG – this makes it the most widely used vaccine in the world.⁸⁴ BCG vaccine is based on a reduced-virulence strain of *Mycobacterium bovis*, a bacterium that is closely related to *Mycobacterium tuberculosis* – the pathogen that causes

TB. BCG vaccine was already used in the 1920s in Belgium and France in small trials and after the Second World War its use was expanded to vaccinate children across Europe. In 1950s the WHO started recommending the use of BCG globally.

BCG is effective at protecting children and adolescents from severe forms of TB and meningitis.⁸⁵ ⁸⁶ However, studies have shown that the length of protection provided by the vaccine varies greatly depending on the populations studied: from 15 years in the UK to 50–60 years in Alaska.^{87,88}

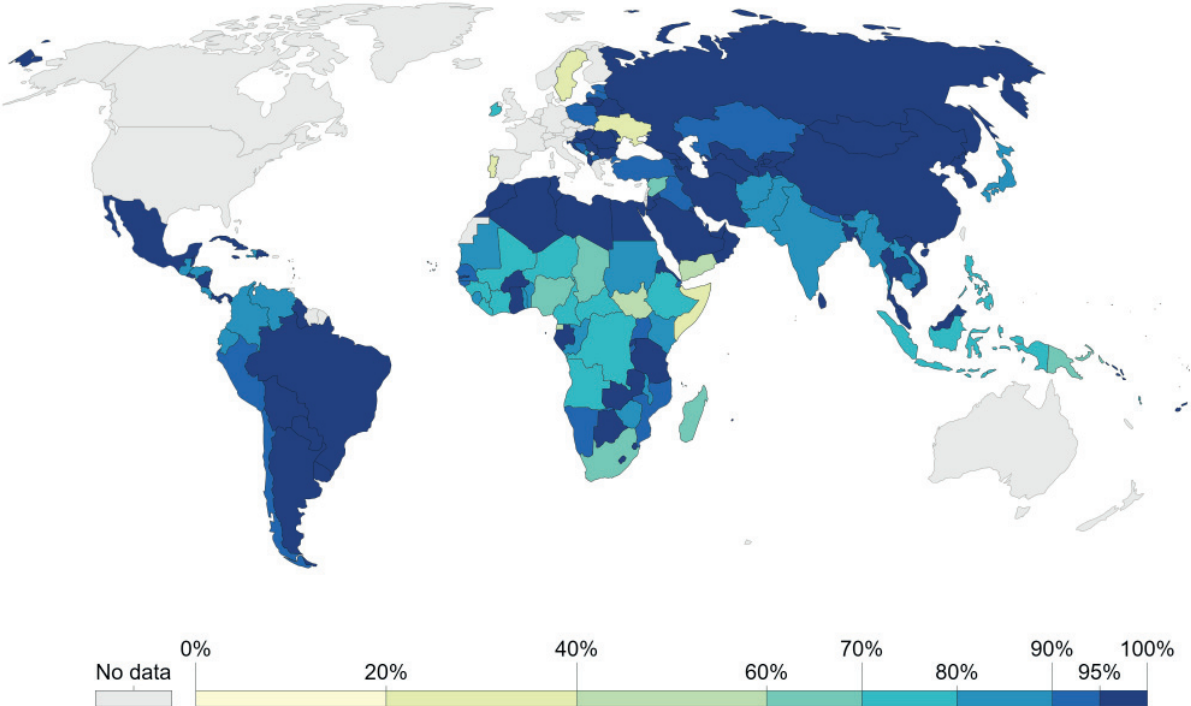
Share of one-year-olds vaccinated against tuberculosis (BCG), 1980



Source: WHO
 Note: Bacillus Calmette–Guérin (BCG) vaccine protects against tuberculosis, which is a chronic lung infection caused by a bacterium that leads to chronic cough with blood-containing mucus, fever, weight loss, and fatigue.
 OurWorldInData.org/vaccination • CC BY

The reason for such variability is not clear, but factors such as different vaccine seed strains used for immunization and pre-existing immunity in people already exposed to other mycobacteria strains may be important. Notably, BCG vaccine does not protect people from primary infections, that is it does not prevent people from getting infected with *M. tuberculosis* bacterium in the first place. BCG also does not prevent activation of latent TB if a person has already been infected. Therefore, the vaccine has limited effect on prevention of *M. tuberculosis* spread in a population.⁸⁹

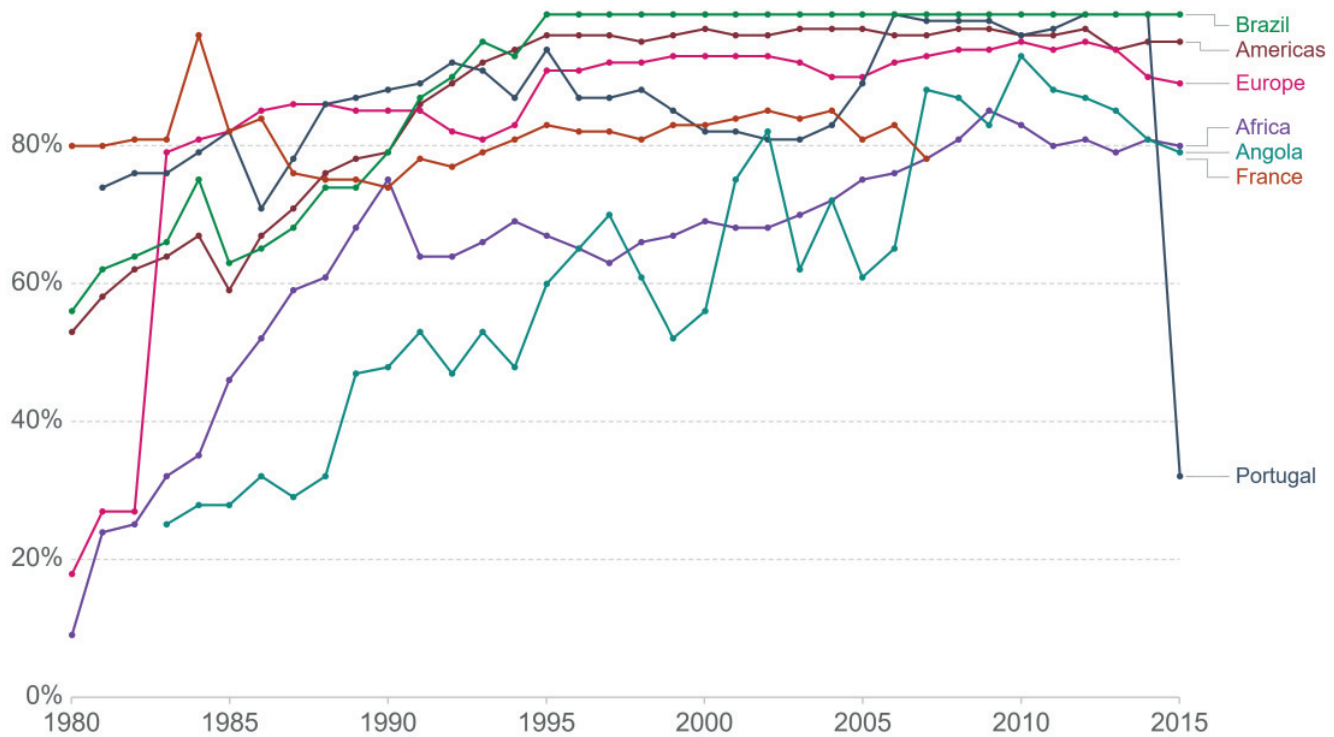
Share of one-year-olds vaccinated against tuberculosis (BCG), 2015



Source: WHO
OurWorldInData.org/vaccination • CC BY
Note: Bacillus Calmette-Guérin (BCG) vaccine protects against tuberculosis, which is a chronic lung infection caused by a bacterium that leads to chronic cough with blood-containing mucus, fever, weight loss, and fatigue.

Share of one-year-olds vaccinated against tuberculosis (BCG), 1980 to 2015

Our World in Data



Source: WHO

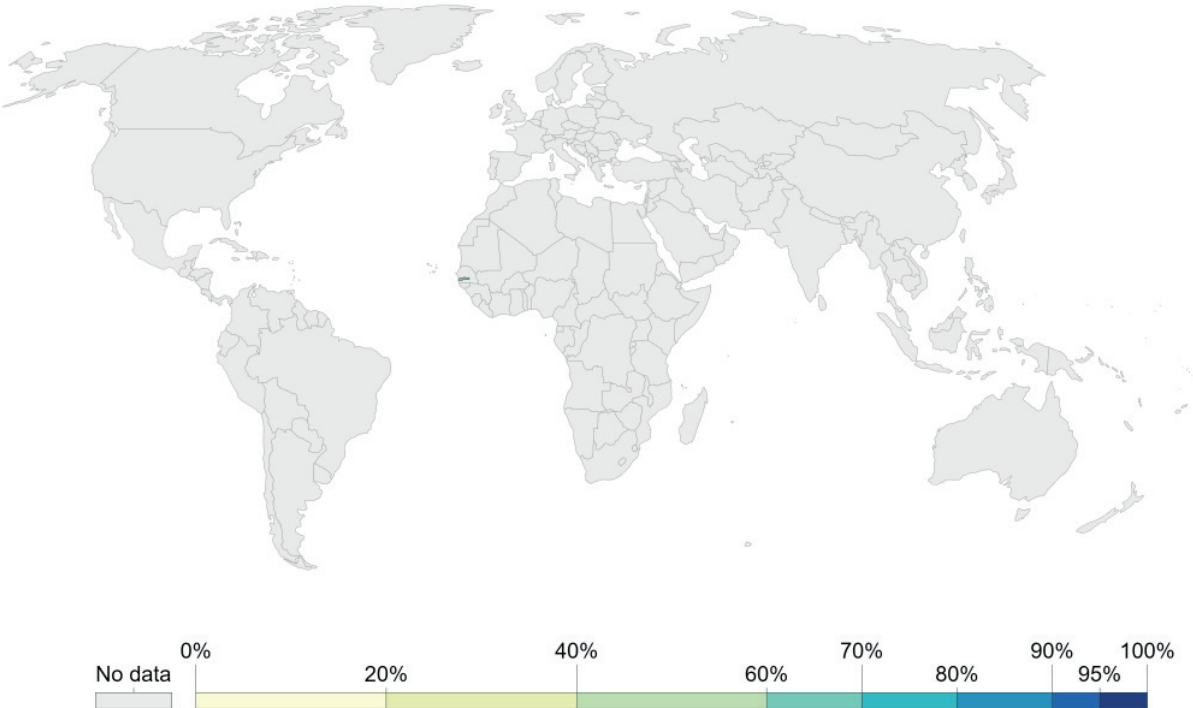
OurWorldInData.org/vaccination • CC BY

Note: Bacillus Calmette-Guérin (BCG) vaccine protects against tuberculosis, which is a chronic lung infection caused by a bacterium that leads to chronic cough with blood-containing mucus, fever, weight loss, and fatigue.

YELLOW FEVER VACCINE

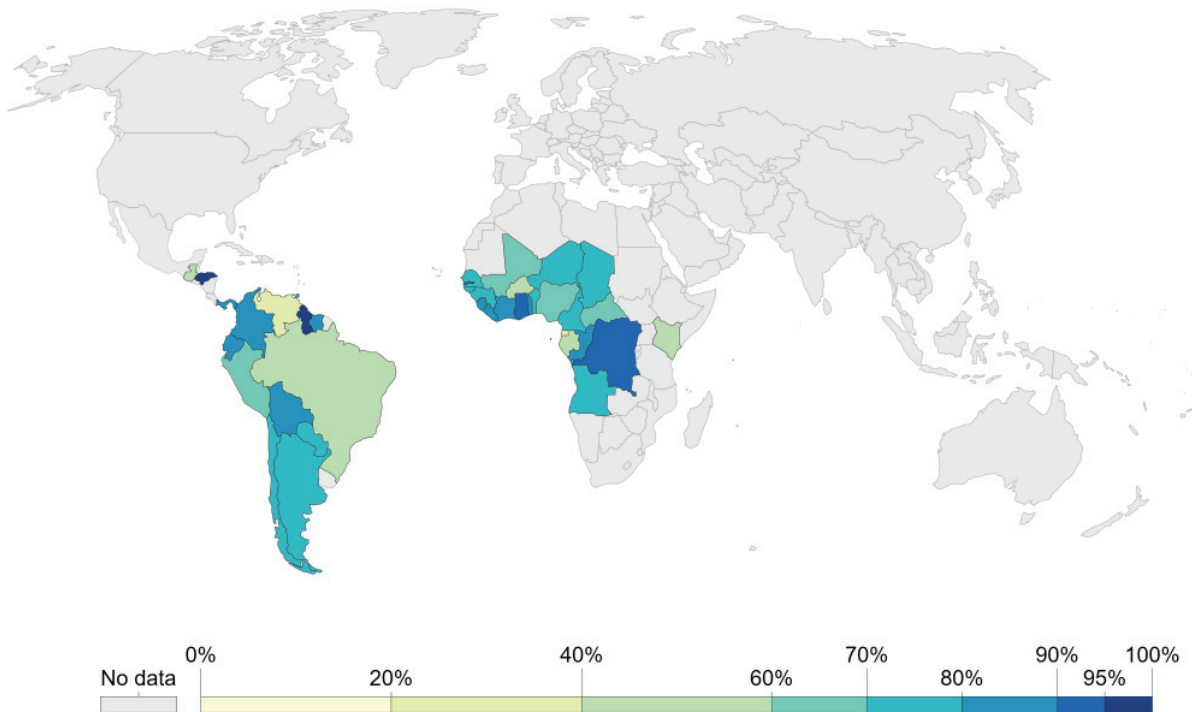
The chart here shows the coverage of the yellow fever vaccine. Yellow fever (YF) is a viral disease transmitted by infected mosquitoes. There are 40 countries and territories at risk for yellow fever in Africa and the Americas and of these 36 include yellow fever vaccination in their routine immunization schedules. Total, vaccine coverage in 2018 was estimated at 49%.⁹⁰

Share of one-year-olds vaccinated against Yellow fever (YFV), 1985



Source: WHO
OurWorldInData.org/vaccination • CC BY
Note: Only countries with endemic yellow fever require YFV in routine immunization programs. Yellow fever is caused by a mosquito-transmitted virus, symptoms include fever, chills, headache, backache, and muscle ache.

Share of one-year-olds vaccinated against Yellow fever (YFV), 2018



Source: WHO

OurWorldInData.org/vaccination • CC BY

Note: Only countries with endemic yellow fever require YFV in routine immunization programs. Yellow fever is caused by a mosquito-transmitted virus, symptoms include fever, chills, headache, backache, and muscle ache.

DEFINITIONS AND MEASUREMENT

Calculating coverage

The coverage is calculated as the proportion of persons in a target age group who received a vaccine dose. Dates of vaccination are either taken from a child's home-based record, recorded based on caregiver recall, or from health facility records.

While appearing straightforward enough, several methodological problems of household survey respondent data on vaccination have been well documented.⁹¹

Questions have arisen about how accurately parents can recall child immunization history and the limitations of phone calls to collect data.

Even accurately estimating target populations in low-income settings can be difficult and discrepancies have been found when comparing country-reported figures with independent surveys.⁹²

Furthermore, childhood vaccinations are rarely considered altogether. The DTP3 vaccination tends to be the vaccination most often used as a marker of strength in a country's immunization programs, since three administrations of the vaccination are required.⁹³

National and subnational coverage

National coverage rates are what is focused upon, but even when national coverage are high, subnational coverage can reveal inequities, which is why the WHO and UNICEF are increasing efforts to gather high quality subnational coverage data.⁹⁴

In 2015 coverage estimates at the district level were only reported for 158 of the 194 WHO Member States. National data only provides part of the picture of immunization coverage. Different levels of coverage data, including at sub-national or district level is useful for gaining an understanding of where there might be clusters of under- or un-vaccinated children.

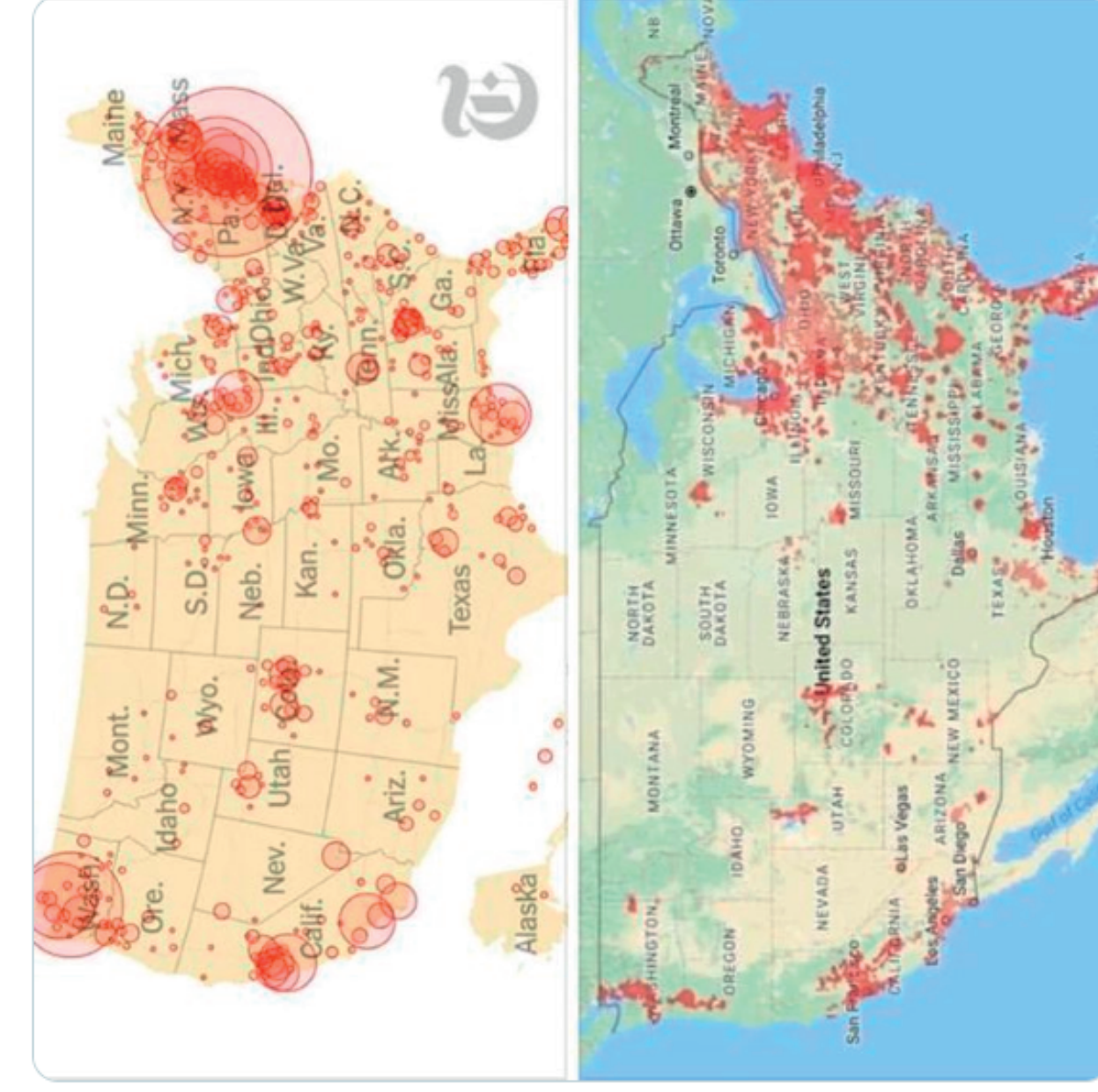


Heine-Stein
@_TheRealDeal24

One is a 5G Map, One is the CoronaVirus Map in the

USA

Always a bigger picture 👁



1:55 AM · Mar 20, 2020 · [Twitter for iPhone](#)

43 Retweets 69 Likes



VaccineTruths
@Rectitude20

Why did autism not exist in the United States prior to the introduction of vaccines?

Why did autism not exist in Japan prior to the introduction of vaccines?

The answer seems clear, what else could possibly explain this truth?

6:25 PM · Feb 2, 2020 · [Twitter for iPhone](#)

157 Retweets 394 Likes



VaccineTruths
@Rectitude20

Seriously, can anyone explain how simultaneously injecting multiple viruses into a baby makes sense?

11:43 PM · Feb 19, 2020 · [Twitter for iPhone](#)

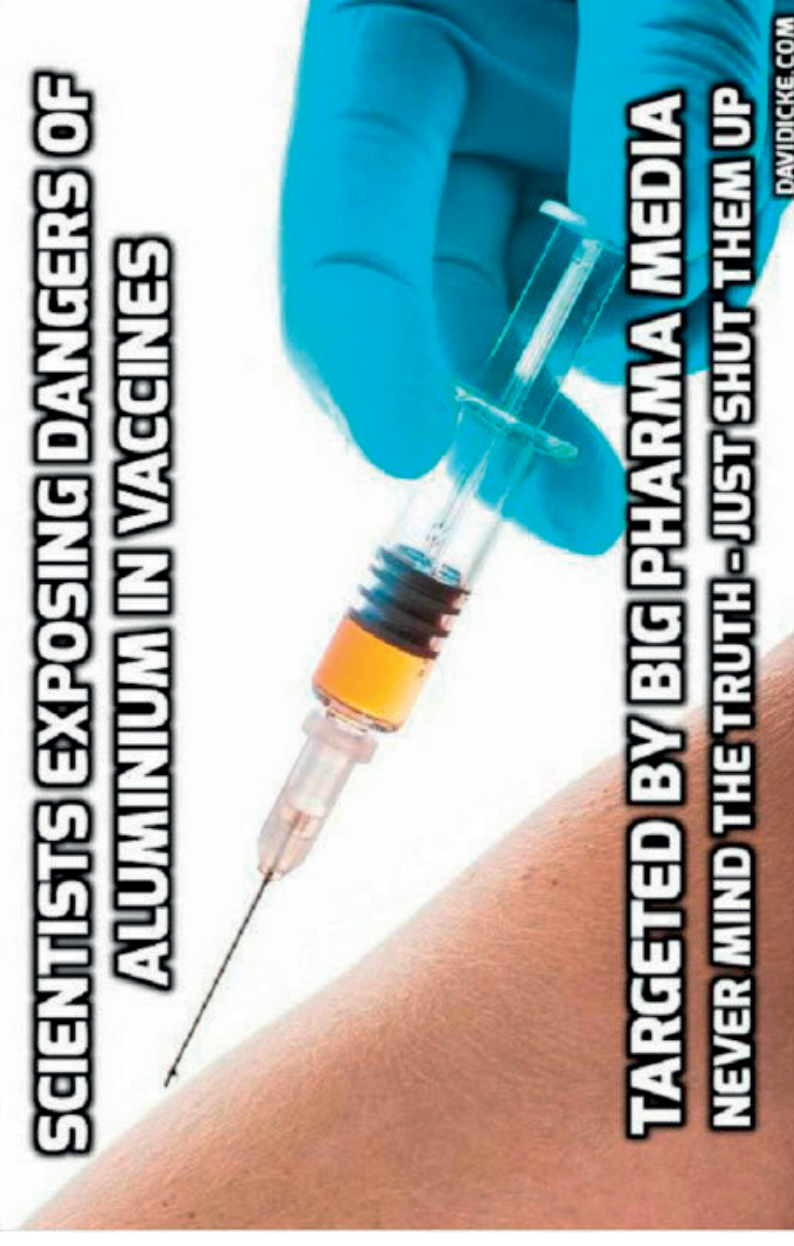
92 Retweets 285 Likes



Replying to [redacted]
If vaccination is so effective then why did my fully vaccinated child contract whooping cough that nearly killed her? Hmm.. The strain she had contracted was from a recently vaccinated person she had been in contact with who had "shed" the infection (this was verified by a lab)

3:18 PM · Jun 17, 2018

♡ See [redacted] other Tweets



Aluminum [#Vaccine](#) Adjuvants Linked To [#Autism](#) Behavior In Mice Study ow.ly/4eQT30k7m9Z

7:00 PM · May 22, 2018

♡ 96 💬 119 people are talking about this




Replying to [redacted]

- Mercury and aluminum.
- Mercury and aluminum.
- Mercury and aluminum.
- Mercury and aluminum.
- Mercury and aluminum.
- Mercury and aluminum.
- Mercury and aluminum.

If we think these kids are crazy it's because they are. We made them that way. Required it in fact.

Mercury and aluminum.

💬 45 ↺ 4 ♡ 67 ↗



Replying to [@DocEMurray](#)

If vaccines were healthy, you could put it on a spoon

and eat it. Try it, you'll die

10:51 AM · June 10, 2018

♡ 1 💬 40 people are talking about this

DATA SOURCES

World Health Organization Immunization surveillance, assessment and monitoring

Data:

Immunization coverage, system indicators
and schedule, and disease incidence

Geographical coverage:

WHO member nations

Time span:

1980 onwards for many countries

UNICEF

Data:

Percent of one-year-olds immunized

Geographical coverage:

UN member nations

Time span:

1980 onwards for many countries

Further reading

More information about vaccines in general
can be found on the World Health Organi-
zation (WHO) page on immunization.

REFERENCES

1. This and other numbers in this entry are based on the estimates by the World Health Organisation. The coverage estimates are calculated by dividing the total number of vaccinations given by the number of children in the target population. Target population size is usually based on census population projections.

This means that there may be children in the target population that for medical reasons should be exempt from vaccination. These medical reasons may include factors such as allergies to vaccine components or severe immunodeficiencies.

Notably, such cases are very rare and would have little effect on global coverage numbers. For example, a study from 2003 identified severe allergic reaction in only 0.000063% of all vaccinations, that's 0.63 cases per million vaccinations. In addition, vaccines are always being improved with fewer ingredients that may cause allergic reactions.

Vaccination of children with immunodeficiencies generally needs to be assessed by a specialist. Especially, for vaccine that are based on a live pathogens. For example, WHO recommends vaccinating HIV-positive children with measles vaccine if child's HIV infection is asymptomatic or not severe. Similarly, children with severe immunodeficiency syndrome (SCID), a genetic disorder that causes defects in immune system, are safely vaccinated with many vaccines before SCID is even diagnosed, but it's recommended not to vaccinate them with live vaccines.

In fact, one of the reasons it is important to increase vaccination rates is that those children and adults who for medical reasons cannot be vaccinated would still be protected from diseases through herd immunity.

2. <https://www.who.int/en/news-room/fact-sheets/detail/immunization-coverage>

3. UNICEF (1996) and Hinman, A. R. (1998) estimate that in the absence of a vaccine the world would have seen 5 million deaths due to smallpox every year in the mid-1990s.

Assuming that the estimate for the mid-1990s provides a midpoint estimate for the period since 1980 and therefore multiplying the 5 million per year estimate by the number of years between 1980 and 2018 means that since the eradication of the disease 190 million people's lives were saved.

UNICEF (1996) – Vaccines bring 7 diseases under control.

4. See Oxford's Vaccine Knowledge Project for an explanation here: <http://vk.ovg.ox.ac.uk/herd-immunity>.

5. Beutels P, Van Damme P, Van Casteren V, Gay NJ, De Schrijver K, Meheus A. The difficult quest for data on "vanishing" vaccine-preventable infections in Europe: the case of measles in Flanders (Belgium). *Vaccine*. 2002 Oct 4;20(29-30):3551-9

6. This table is taken from Wikipedia's en-

try on Herd Immunity – the original sources are listed there.

7. See Francis EG Cox (2010) – History of the discovery of the malaria parasites and their vectors. In *Parasites and Vectors*.

8. Roush and Murphy (2007) – Historical comparisons of morbidity and mortality for vaccine-preventable diseases in the United States. In the *Journal of the American Medical Association*, 298, 18, 2155–2163.

9. These data are taken from the research paper Roush and Murphy (2007) – Historical comparisons of morbidity and mortality for vaccine-preventable diseases in the United States. In the *Journal of the American Medical Association*, 298, 18, 2155–2163.

The vaccines against the diseases up till ‘Tetanus’ were vaccines licensed or recommended before 1980. The vaccines against the last 5 diseases were only licensed or recommended between 1980 and 2005.

10. See also ‘Graphical proof that vaccines work (with sources)’ in Medium online here.

To account for such long-term changes, Roush and Murphy (2007) report data from the period shortly before the introduction of the respective vaccine.

11. In our graphics and visualizations we rely on the Institute for Health Metrics (IHME) ‘Global Burden of Disease Study 2016’ estimates of child death rates from individual VPDs (compared with other causes), TB death rates across countries, and death rates from individual VPDs; this

dataset extends back to 1990 and therefore provides a longer-term perspective on these changes over time. However, lack of estimates from the IHME on the role of vaccination in the prevention of deaths means we rely on WHO data for the number of deaths prevented each year through vaccination and the total amount of deaths VPDs are responsible for.

The rates reported by the WHO and IHME are in a similar range but do differ slightly. WHO data on individual disease death rates can be found here: http://www.who.int/gho/mortality_burden_disease/en/

12. Note that, as discussed later in this post, the role of vaccines in prevention varies between these causes of death. Measles, for example, has the capacity to be eliminated through vaccination. Diarrheal deaths, in contrast, cannot be eliminated through vaccination alone; hygiene, water services, and nutrition must also be prioritised.

13. Some countries only give measles vaccines combined with rubella (MR) or with varicella in addition (MMRV).

14. Highlighted are 10 countries where approximately 60% of these infants live in: Angola, Brazil, the Democratic Republic of the Congo, Ethiopia, India, Indonesia, Iraq, Nigeria, Pakistan, and South Africa.

15. Zwerling A, Behr MA, Verma A, Brewer TF, Menzies D, Pai M. The BCG World Atlas: A Database of Global BCG Vaccination Policies and Practices. *PLoS Medicine*. 2011;8(3):e1001012. doi:10.1371/journal.pmed.1001012. Available here.

16. For a detailed commentary on why we do not yet have an effective TB vaccine see: Davenne T, McShane H. Why don't we have an effective tuberculosis vaccine yet? *Expert Review of Vaccines*. 2016;15(8):1009-1013. doi:10.1586/14760584.2016.1170599.

17. An affordable MenACWYX vaccine is being developed to cover all the types of meningococcal disease (with the exception of meningitis B, which is available through a separate vaccine) and will also have the ability to be transported at higher temperatures. It is currently in phase 1 clinical trial, with the hope that it will be available for use in 2020–2022.

18. See Meningococcal disease in the Middle East and Africa: Findings and updates from the Global Meningococcal Initiative, Borrow, Ray et al. *Journal of Infection*, Volume 75 , Issue 1 , 1 – 11.

19. Susan T Goldstein, Fangjun Zhou, Stephen C Hadler, Beth P Bell, Eric E Mast, Harold S Margolis; A mathematical model to estimate global hepatitis B disease burden and vaccination impact, *International Journal of Epidemiology*, Volume 34, Issue 6, 1 December 2005, Pages 1329–1339, <https://doi.org/10.1093/ije/dyi206>.

20. Smallpox is the only disease that affects humans which has been eradicated through vaccination. Rinderpest, a disease that affected cattle, has also been eradicated. Polio is getting close to being eradicated.

21. This survey result is in line with the finding of the Gapminder Ignorance Pro-

ject, which studied Americans' perception of global vaccination efforts. Just as in the Ipsos Mori survey, the answers that most Americans gave were far off from the truth.

22. The survey results are from Chris Jackson (2017) – *Global Perceptions of Development Progress: 'Perils of Perceptions' Research*, published by Ipsos MORI, 18 September 2017.

23. Terminology: vaccination and immunization

There is a technical difference between vaccination and immunization, as the National Health Service (NHS) explains: "Vaccination means having a vaccine – that is actually getting the injection, or nasal spray or oral vaccine. Immunization means both receiving a vaccine and then becoming immune to a disease". The distinction is made because in a very small number of those who are vaccinated the vaccination will not 'take' and therefore that vaccinated person will not be immunized (i.e. will not be immune to the disease). However, as this refers to a very small number of people both terms are often used interchangeably across the academic literature and in media reporting and we follow this convention in this entry.

24. For the WHO recommendations see <http://www.who.int/ith/vaccines/en/>

The Bacille Calmette-Guerin (BCG) vaccine for tuberculosis (TB) is recommended in countries where TB is common. BCG policies and practices have varied considerably across time and countries. The BCG World Atlas is an online resource that tracks these

changes comprehensively.

25. It provides data on topics such as trust in science and scientists; trust in sources of information about health; public understanding of the word 'science'; the intersection between religious teachings and science; and attitudes to vaccines. In this post, we focus on how attitudes to vaccination vary across the world.

26. This is a stark result for Venezuela in particular (although perhaps unsurprising) since the availability and coverage of child vaccination has fallen significantly over the last few years.

27. Navin M. Largent, improving non-medical exemption vaccine policies: three case studies. *Public Health Ethics*. 2017; 10: 225–234. Available here

28. See: <https://www.ncbi.nlm.nih.gov/pmc/articles/PMC1449224/>

29. Stern, M., Alexandra. (2010). Better Off in School: School Medical Inspection as a Public Health Strategy During the 1918-1919 Influenza Pandemic in the United States

30. Amin, A.N.E., Parra, M.T., Kim-Farley, R. et al. (2012) – Ethical Issues Concerning Vaccination Requirements. In *Public Health Reviews* (2012) 34: 14. <https://doi.org/10.1007/BF03391666>. Online here: <https://link.springer.com/article/10.1007/BF03391666>

31. See: <http://www.who.int/csr/ihr/icvp/en/index.html>

32. Salmon, Daniel A et al., Compulsory vaccination and conscientious or philosophical exemptions: past, present, and future, *The Lancet*, Volume 367, Issue 9508, 436 – 442

33. The data source for vaccination coverage: School Vaccination Assessment Report, 2016-17 school year. Estimated vaccination coverage with 5 doses of Childhood Diphtheria toxoid, Tetanus toxoid, acellular Pertussis (DTaP) vaccination for kindergartners (typical age range is 4–6 years).

The data source for exemptions is: Immunization Action Coalition, "Exemptions Permitted for State Immunization Requirements," 2017; LexisNexis; StateNet 2017

Regarding the school vaccination coverage and exemption methods the source notes: "Each school year, school nurses, other school personnel, or health department personnel check the vaccination and exemption status of kindergartners enrolled in public and private schools as required by state law or regulation. State and local immunization programs measure vaccination coverage among children entering kindergarten annually. This may be done for every student or for a sample of students.

State and local areas set the vaccination requirements. Immunization information systems (IISs) may be used as one source of data for school vaccination assessment. The school-level data are reported to the health department. The aggregate data are reported to CDC for public and private schools. Data for home-schooled students are not routinely reported to CDC."

The types of permitted exemptions vary by state. For specific details refer to School Vaccination Requirements and Exemptions.

34. See the WHO here.

35. See here.

36. According to MacKenzie, D. (2011) – Vaccines enjoy a healthy return. New Scientist.

37. In 2014 their vaccine business was acquired by GlaxoSmithKline, as reported here.

38. There are exceptions however. A vaccine for tetanus and diphtheria (td) for example, has a large number of suppliers (13, and 7 for the paediatric formulation).

39. Review of vaccine price data. Submitted by WHO European Region Member States through the WHO/UNICEF. Joint Reporting Form for 2013. Online here.

40. The Economist. (2010). A smarter job. Available online

41. The Economist. (2010). A smarter job. Available online

42. See WHO guidance for more information at: https://www.who.int/vaccine_safety/initiative/tools/DTP_vaccine_rates_information_sheet.pdf

43. Jaffe, A. B., Lerner, J., Stern, S., & National Bureau of Economic Research. Innovation Policy and the Economy Group. (2006). Innovation policy and the economy. MIT Press. here

44. The source of the data is the International drug price indicator guide

45. Bonanni et al. 2009; Bonanni P., Breuer J., Gershon A., Gershon M., Hryniewicz W., Papaevangelou V., et al. (2009) – Varicella vaccination in Europe – taking the practical approach. BMC Med 7: 26 here.

46. See the WHO here: <http://www.who.int/mediacentre/factsheets/fs378/en/>

47. Holt, Ed., Ukraine at risk of polio outbreak, The Lancet , Volume 381 , Issue 9885 , 2244 here

48. Figures are updated by the WHO here: <http://www.who.int/news-room/fact-sheets/detail/measles>

49. See the WHO here: <http://www.who.int/mediacentre/factsheets/fs286/en/>

50. In 2014 there were 135.2 million one-year olds. Of these 84.52% received the vaccine against measles.

This means that $135.2 * 0.8452 = 114.27$ million children were vaccinated.

51. Gaston De Serres, Jill Sciberras, Monika Naus, Nicole Boulianne, Bernard Duval, and Louis Rochette (1999) – Protection after Two Doses of Measles Vaccine Is Independent of Interval between Doses.

In The Journal of Infectious Diseases, Volume 180, Issue 1, 1 July 1999, Pages 187–190, <https://doi.org/10.1086/314847> Online here: <https://academic.oup.com/jid/article/180/1/187/990623>.

52. For guidelines on recommendations for the second dose of measles vaccine see here <https://www.who.int/immunization/sage/meetings/2016/october/Session6-MCV2-Introduction-criteria.pdf>

53. World Health Organization. (2019). Rotavirus. [online] Available at: <https://www.who.int/immunization/diseases/rotavirus/en/> [Accessed 14 Aug. 2019].

54. Ruiz-Palacios, G. M., Pérez-Schael, I., Velázquez, F. R., Abate, H., Breuer, T., Clemens, S. C., ... & Cervantes, Y. (2006). Safety and efficacy of an attenuated vaccine against severe rotavirus gastroenteritis. *New England Journal of Medicine*, 354(1), 11-22.

55. Vesikari, T., Matson, D. O., Dennehy, P., Van Damme, P., Santosham, M., Rodriguez, Z., ... & Shinefield, H. R. (2006). Safety and efficacy of a pentavalent human-bovine (WC3) reassortant rotavirus vaccine. *New England Journal of Medicine*, 354(1), 23-33.

56. Troeger, C., Khalil, I. A., Rao, P. C., Cao, S., Blacker, B. F., Ahmed, T., ... & Kang, G. (2018). Rotavirus vaccination and the global burden of rotavirus diarrhea among children younger than 5 years. *JAMA Pediatrics*, 172(10), 958-965.

57. Aliabadi, Negar, et al. "Global impact of rotavirus vaccine introduction on rotavirus hospitalisations among children under 5 years of age, 2008–16: findings from the Global Rotavirus Surveillance Network." *The Lancet Global Health* 7.7 (2019): e893-e903.

58. The cost of rotavirus vaccines varies by country. For example, countries with a gross national income per capita of less than US\$1,000 receive subsidies from the Global Alliance for Vaccines and Immunisation, and there the cost per dose is set between US\$2.10 – 3.20. With additional co-financing options can reduce the costs down to US\$0.13. In high-income countries, such as the US, the cost per dose is between US\$70 and 95

Countries are more likely to introduce the vaccine if the political environment is favourably disposed towards them. For example, if a country has set a high priority on achieving the Millennium Development Goal targets or the introduction of vaccines is seen as a positive news story, especially during election years.

Burchett, H. E. D., Mounier-Jack, S., Griffiths, U. K., Biellik, R., Ongolo-Zogo, P., Chavez, E., ... & Molla, M. (2012). New vaccine adoption: qualitative study of national decision-making processes in seven low- and middle-income countries. *Health policy and planning*, 27(suppl_2), ii5-ii16.

59. World Health Organization (2019). Immunization coverage. [online] Available at: <https://www.who.int/news-room/fact-sheets/detail/immunization-coverage> [Accessed 14 Aug. 2019].

60. Clark, Andrew, et al. "Efficacy of live oral rotavirus vaccines by duration of follow-up: a meta-regression of randomised controlled trials." *The Lancet Infectious Diseases* (2019).

61. The Clark et al. (2019) study defined

low child mortality rate as less than 1.3% of newborns; medium mortality rate as between 1.35% and 2.81%; and high mortality rate as more than 2.81%

62. Lamberti, L. M., Ashraf, S., Walker, C. L. F., & Black, R. E. (2016). A systematic review of the effect of rotavirus vaccination on diarrhea outcomes among children younger than 5 years. *The Pediatric Infectious Disease Journal*, 35(9), 992-998.

63. Patel, M., Shane, A. L., Parashar, U. D., Jiang, B., Gentsch, J. R., & Glass, R. I. (2009). Oral rotavirus vaccines: how well will they work where they are needed most?. *The Journal of Infectious Diseases*, 200, S39-S48.

64. Parker, E. P., Ramani, S., Lopman, B. A., Church, J. A., Iturriza-Gomara, M., Prendergast, A. J., & Grassly, N. C. (2018). Causes of impaired oral vaccine efficacy in developing countries. *Future microbiology*, 13(1), 97-118.

65. Troeger, C., Blacker, B., Khalil, I. A., Rao, P. C., Cao, J., Zimsen, S. R., ... & Adetifa, I. M. O. (2018). Estimates of the global, regional, and national morbidity, mortality, and aetiologies of lower respiratory infections in 195 countries, 1990–2016: a systematic analysis for the Global Burden of Disease Study 2016. *The Lancet Infectious Diseases*, 18(11), 1191-1210.

66. Who.int. (2019) – Immunization coverage. [online] [Accessed 10 Sep. 2019]. <http://view-hub.org/viz/> (Go to PCV → PCV – Vaccine Access → Children without Access)

67. Hanada, S., Pirzadeh, M., Carver, K. Y., & Deng, J. C. (2018). Respiratory Viral Infection-Induced Microbiome Alterations and Secondary Bacterial Pneumonia. *Frontiers in immunology*, 9, 2640.

68. Song, J. Y., Nahm, M. H., & Moseley, M. A. (2013). Clinical implications of pneumococcal serotypes: invasive disease potential, clinical presentations, and antibiotic resistance. *Journal of Korean medical science*, 28(1), 4-15.

69. The number of serotypes included in the vaccine is generally indicated in its name, e.g. PCV13 is pneumococcal conjugate vaccine effective against 13 bacterial serotypes. Vaccines including progressively more serotypes have been introduced over the years, PCV7 was introduced in 2000 and today the most commonly used PCV13 was introduced in 2010.

Hausdorff, W. P., Feikin, D. R., & Klugman, K. P. (2005). Epidemiological differences among pneumococcal serotypes. *The Lancet infectious diseases*, 5(2), 83-93.

70. The current non-conjugate vaccine, PPSV23, is generally only given to adults or as a single dose following two immunisations with PCV13 in children older than 2.

Golos, M., Eliakim-Raz, N., Stern, A., Leibovici, L., & Paul, M. (2016). Conjugated pneumococcal vaccine versus polysaccharide pneumococcal vaccine for prevention of pneumonia and invasive pneumococcal disease in immunocompetent and immunocompromised adults and children. *Cochrane Database of Systematic Reviews*, (8).

71. The 27% refers to X-ray-defined cases of pneumonia. For clinically defined pneumonia, a less accurate diagnosis than X-ray-defined cases, the number is 6%. Both of these indicators refer to cases of pneumonia caused by any pathogen not only pneumococcus. Lucero, M. G., Dulalia, V. E., Nillos, L. T., Williams, G., Parreño, R. A. N., Nohynek, H., ... & Makela, H. (2009). Pneumococcal conjugate vaccines for preventing vaccine-type invasive pneumococcal disease and X-ray defined pneumonia in children less than two years of age. *Cochrane Database of Systematic Reviews*, (4).

72. Wahl, B., O'Brien, K. L., Greenbaum, A., Majumder, A., Liu, L., Chu, Y., ... & Rudan, I. (2018). Burden of *Streptococcus pneumoniae* and *Haemophilus influenzae* type b disease in children in the era of conjugate vaccines: global, regional, and national estimates for 2000–15. *The Lancet Global Health*, 6(7), e744-e757.

73. Chen, C., Liceras, F. C., Flasche, S., Sidharta, S., Yoong, J., Sundaram, N., & Jit, M. (2019). Effect and cost-effectiveness of pneumococcal conjugate vaccination: a global modelling analysis. *The Lancet Global Health*, 7(1), e58-e67.

74. GAVI (Global Alliance for Vaccines and Immunisation) is a non-profit organisation that provides access to vaccination programs for low-income countries by providing financial support and individual expertise.

75. O'Brien, K. L. (2018). When less is more: how many doses of PCV are enough?. *The Lancet Infectious Diseases*,

18(2), 127-128.

76. For example Kenya has recently entered a transition phase during which it will pay a larger and larger portion of the PCV vaccine cost. By 2027 Kenya will have to pay the full \$9 price for a three-dose course child vaccination. The 2016 per capita healthcare expenditure in Kenya was around \$66 (5% of the GDP), clearly \$9 per child is not a trivial cost.

Simonsen, L., van Wijhe, M., & Taylor, R. (2019). Are expensive vaccines the best investment in low-income and middle-income countries?. *The Lancet Global Health*, 7(5), e548-e549.

Ojal, J., Griffiths, U., Hammitt, L. L., Adetifa, I., Akech, D., Tabu, C., ... & Flasche, S. (2019). Sustaining pneumococcal vaccination after transitioning from Gavi support: a modelling and cost-effectiveness study in Kenya. *The Lancet Global Health*, 7(5), e644-e654.

77. The return of investment was estimated for a projected coverage for individual countries for the decade between 2011 and 2020. It means that the economic benefits (as measured by the costs of vaccination program subtracted from the reduced costs of treatment and productivity loss) of using the vaccine are 3 times higher than no vaccine use.

To reduce costs, some countries may also consider switching to a two rather than three dose immunization schedule, but more research on the effectiveness of this schedule in different countries is needed. See O'Brien et al. (2018) reference.

Nakamura, M. M., Tasslimi, A., Lieu, T. A., Levine, O., Knoll, M. D., Russell, L. B., & Sinha, A. (2011). Cost effectiveness of child pneumococcal conjugate vaccination in middle-income countries. *International health*, 3(4), 270-281.

Ozawa, S., Clark, S., Portnoy, A., Grewal, S., Brenzel, L., & Walker, D. G. (2016). Return on investment from childhood immunization in low-and middle-income countries, 2011–20. *Health Affairs*, 35(2), 199-207.

Center, I. V. A. (2017). The evidence base for pneumococcal conjugate vaccines (PCVs): data for decision-making around PCV use in childhood. Baltimore (MD): Johns Hopkins University.

Goldblatt, D., Southern, J., Andrews, N. J., Burbidge, P., Partington, J., Roalfe, L., ... & Snape, M. D. (2018). Pneumococcal conjugate vaccine 13 delivered as one primary and one booster dose (1+ 1) compared with two primary doses and a booster (2+ 1) in UK infants: a multicentre, parallel group randomised controlled trial. *The Lancet Infectious Diseases*, 18(2), 171-179.

O'Brien, K. L. (2018). When less is more: how many doses of PCV are enough?. *The Lancet Infectious Diseases*, 18(2), 127-128.

78. Adegbola, R. A., DeAntonio, R., Hill, P. C., Roca, A., Usuf, E., Hoet, B., & Greenwood, B. M. (2014). Carriage of *Streptococcus pneumoniae* and other respiratory bacterial pathogens in low and lower-middle income countries: a systematic review and meta-analysis. *PloS one*, 9(8), e103293.

79. Megiddo, I., Klein, E., & Laxminarayan,

R. (2018). Potential impact of introducing the pneumococcal conjugate vaccine into national immunisation programmes: an economic-epidemiological analysis using data from India. *BMJ global health*, 3(3), e000636.

80. Johnson, H. L., Deloria-Knoll, M., Levine, O. S., Stoszek, S. K., Hance, L. F., Reithinger, R., ... & O'Brien, K. L. (2010). Systematic evaluation of serotypes causing invasive pneumococcal disease among children under five: the pneumococcal global serotype project. *PLoS medicine*, 7(10), e1000348.

81. World Health Organization. (2010). Changing epidemiology of pneumococcal serotypes after introduction of conjugate vaccine: July 2010 report. *Weekly Epidemiological Record [Relevé épidémiologique hebdomadaire]*, 85(43), 434-436.

82. Pichichero, M. E. (2017). Pneumococcal whole-cell and protein-based vaccines: changing the paradigm. *Expert review of vaccines*, 16(12), 1181-1190.

83. Ginsburg, A. S., Nahm, M. H., Khambaty, F. M., & Alderson, M. R. (2012). Issues and challenges in the development of pneumococcal protein vaccines. *Expert review of vaccines*, 11(3), 279-285

84. Kendig, E. L., Wilmott, R. W., & Chernick, V. (2012). *Kendig and Chernick's disorders of the respiratory tract in children*. 9th ed. Elsevier Health Sciences.

85. Rodrigues, L. C., Mangtani, P., & Abubakar, I. (2011). How does the level of BCG vaccine protection against tuberculo-

sis fall over time?. *Bmj*, 343, d5974.

86. Rodrigues, L. C., Diwan, V. K., & Wheeler, J. G. (1993). Protective effect of BCG against tuberculous meningitis and miliary tuberculosis: a meta-analysis. *International journal of epidemiology*, 22(6), 1154-1158.

87. Sterne, J. A. C., Rodrigues, L. C., & Guedes, I. N. (1998). Does the efficacy of BCG decline with time since vaccination?. *The international journal of tuberculosis and lung disease*, 2(3), 200-207.

88. Aronson, N. E., Santosham, M., Comstock, G. W., Howard, R. S., Moulton, L. H., Rhoades, E. R., & Harrison, L. H. (2004). Long-term efficacy of BCG vaccine in American Indians and Alaska Natives: a 60-year follow-up study. *Jama*, 291(17), 2086-2091.

89. <https://www.who.int/biologicals/areas/vaccines/bcg/en/>

90. <https://www.who.int/news-room/fact-sheets/detail/immunization-coverage>

91. Daniel A. Salmon, Philip J. Smith, Ann Marie Navar, William K. Y. Pan, Saad B. Omer, James A. Singleton, Neal A. Halsey; Measuring Immunization Coverage among Preschool Children: Past, Present, and Future Opportunities, *Epidemiologic Reviews*, Volume 28, Issue 1, 1 August 2006, Pages 27–40, <https://doi.org/10.1093/epirev/mxj001>

92. "Global childhood immunization coverage growing at only half the officially reported rate, IHME study" online here: <http://www.healthdata.org/news-release/>

[global-childhood-immunization-coverage-growing-only-half-officially-reported-rate-ihme](http://www.healthdata.org/news-release/global-childhood-immunization-coverage-growing-only-half-officially-reported-rate-ihme)

93. Other vaccines measured by the WHO and UNICEF are HepB3, Hib3, MCV and PAB.

94. http://www.who.int/immunization/newsroom/press/immunization_coverage_july_2016/en/

